

**CAMDENTON R-III SCHOOL DISTRICT
MINUTES OF BOARD OF EDUCATION MEETING**

**Regular Meeting – Hurricane Deck Elementary
May 8, 2017 – 5:30 p.m.**

Present:					
Chris C. McElyea	President	Dr. Tim Hadfield	Superintendent	Tara Poole	Student Advisor
Nancy A. Masterson	Vice-President	Dr. Ryan Neal	Asst. Supt.	Drew Ellefsen	Student Advisor
Tom Williams	Treasurer	Dr. Julie Dill	Asst. Supt.		
Jackie Schulte	Member				
Courtney R. Hulett	Member	Linda Leu	Secretary		
David Faiferlick	Member				
Absent:					
Laura Davis	Member				

I. CALL TO ORDER & RECITE PLEDGE OF ALLEGIANCE

The Camdenton R-III Board of Education met in regular Session at Hurricane Deck Elementary on Monday, May 8, 2017. The meeting was called to order by President McElyea at 5:35 p.m. The pledge of allegiance was recited.

Ms. Glodt shared information regarding Hurricane Deck Elementary students' recent service project with donations going to Share the Harvest. Ms. Glodt also announced that Hurricane Deck Elementary has been named a *Leader in Me* Lighthouse School due to their outstanding results in school and student outcomes through implementation of the Leader in Me.

II. APPROVAL OF AGENDA

Regular Meeting – May 8, 2017
Strategic Plan Goal Area – Stakeholder Engagement

Motion: Move to approve the agenda of the regular May 8, 2017, meeting as presented.
Masterson/Faiferlick - all ayes.

III. RECOGNITION OF STUDENT ADVISOR

Tara Poole was recognized for her outstanding service as a Student Advisor to the Board of Education throughout the past year.
Strategic Plan Goal Area – Stakeholder Engagement

No motion necessary.

IV. CLASSIFIED EMPLOYEES OF THE MONTH & STUDENT AND STAFF RECOGNITIONS

Debi Mashek was announced as the May Classified Employee of the Month. She has been with the District since 1995. Debi is the head cook at Dogwood Elementary.

Student and staff recognitions were announced as follows:

- Chloe Freeman, Abby Brauer, and Daphne Dinsdale are finalists for the State Fair Community College Distinguished Writers Award.
- CHS Science Research continues to achieve phenomenal success. Olivia Kline, Drew Ellefsen, Kallie Davis, and Pierce Taylor recently attended National Symposium in San Diego, California, with Pierce Taylor earning 3rd for his Poster Presentation.
- Middle Schoolers Will Rogers and Tyler Ames presented at the Missouri Junior Academy of Science Competition hosted by Lindenwood University.
- Scott Keeney took a group of 12 students to the district Technology Education Association of Missouri competition.
- Tyler Peery and Marcos Garcia qualified for the state competition on May 8th and 9th at Tan Tara.
- Mia Walters, Kaylin Galey, and Ryan Lemay won Best Overall Design at the 2017 iBuild competition in Kansas City. The District took a total of nine projects to the competition which had over 1,000 middle

school students from the Kansas City metro and St. Joseph areas. The iBuild Showcase is an annual exposition which brings students together for an opportunity to connect with industry professionals. Students learn how they might choose their fields of endeavor. This program demonstrates careers that are connected to the construction industry including skilled craftsmen, architects, engineers, CAD technicians, marketing, accounting, construction managers, etc.

- On May 17, our CHS graduating seniors will go to Dogwood to inspire our littlest Lakers. The seniors will wear their caps and gowns and will walk through the hall to receive high fives and hugs from our young students. Also, our preschool ‘seniors’ will be walking with our CHS grads. After the walk, Preschool graduation will be held in the gym.
- Robotics competed at Worlds at the end of April. Our students performed very well and made Laker Nation proud. Grace Law, an OBE student, was asked to speak at the opening ceremonies. She spoke in front of 35,000 attendees.
- Joi...what a wonderful Elegant Evening! Then she spoke to the Lake Presbyterian Church which donated \$5,400 for Buddy Packs. Also, special thanks to Andrea Rhoades, Julie Evans, Elaine Mallahan, Kerry, Scott, Nate and the maintenance department for their efforts with Elegant Evening.
- Camdenton High School was named by US News and World Report as one of the Top 40 High Schools in Missouri. This is based on academic proficiency in Math and Comm Arts as well as AP testing.

Strategic Plan Goal Area – Stakeholder Engagement

No motion necessary.

V. PUBLIC COMMENT

There was no public comment.

Strategic Plan Goal Area – Stakeholder Engagement

No motion necessary.

VI. CAMDENTON AREA CHAMBER OF COMMERCE

Trish Creach, Executive Director of the Camdenton Area Chamber of Commerce, addressed the Board thanking the District for their support of the Dogwood Festival.

Strategic Plan Goal Area – Stakeholder Engagement

No motion necessary.

VII. CONSENT ITEMS

- A. Approve Regular Meeting Minutes & Documentation – April 10, 2017

Strategic Plan Goal Area - Stakeholder Engagement

- B. Approve Special Meeting Minutes & Documentation – April 25, 2017

Strategic Plan Goal Area - Stakeholder Engagement

- C. Approve Excellence in Education Nominations

Strategic Plan Goal Area – College & Career-Ready Curriculum

Building	Recipient
Dogwood Elementary	Shanna Radlund
Hawthorn Elementary	Whitney Dinsdale
Oak Ridge Intermediate	Amanda Edgar
Middle School	Stephanie Meyer
High School	Beth Hines
LCTC	Josh Toops
Osage Beach Elementary	Jackie Johns
Hurricane Deck Elementary	Tina Long

- D. Approve Expenditures for CC & Dorothy Blair Trust

In April the Education Foundation approved a Resolution for a request of five percent of the market value of the CC and Dorothy Blair Trust as of March 31, 2017, (\$22,083.24) to fund activities. Proposed expenditures for the CC & Dorothy Blair Trust were presented for approval.

Strategic Plan Goal Area – Stakeholder Engagement

E. **Accept Used Bus Bids**

Used bus bids were presented as well as those recommended for acceptance.
Strategic Plan Goal Area – Stakeholder Engagement

Motion: Move to approve consent items as presented, excluding items A. and B.
Masterson/Hulett - all ayes.

Motion: Move to approve consent item A. as presented.
Masterson/Schulte - all ayes; Hulett abstained, absent.

Motion: Move to approve consent item B. as presented.
Masterson/Schulte - all ayes; Williams and Faiferlick abstained, absent.

VIII. APPROVAL OF BILLS

Strategic Plan Goal Area – Stakeholder Engagement

Motion: Move to approve all bills and addendum as submitted, excluding bills from Hulett Chevrolet, Buick, GMC, Inc. and Phillips, McElyea, Carpenter & Welch, PC.
Williams/Hulett - all ayes.

Motion: Move to approve Hulett Chevrolet, Buick, GMC, Inc. bills as submitted.
Williams/Schulte - all ayes; Hulett abstained, nepotism.

Motion: Move to approve Phillips, McElyea, Carpenter & Welch, PC bills as submitted.
Williams/Masterson - all ayes; McElyea abstained, nepotism.

IX. APPROVAL OF TREASURER'S REPORT

Strategic Plan Goal Area – Stakeholder Engagement

Motion: Move to approve the April 2017 Treasurer's Report as submitted.
Schulte/Hulett - all ayes.

X. NEW BUSINESS

A. SET CERTIFIED SALARY SCHEDULE FOR 2017-2018

A recommended salary schedule for 2017-2018 was presented along with insurance information and proposed administrative salaries.

Strategic Plan Goal Area – Stakeholder Engagement

Motion: Move to approve the recommendations regarding certified staff, the proposed 2017-2018 Salary Schedule, benefits, and building administrative salaries as recommended, tabling central office administration.
Schulte/Williams - all ayes.

B. CONSIDERATION OF 2017-2018 CLASSIFIED STAFF SALARY AND BENEFIT PACKAGE

Dr. Hadfield made a recommendation to establish classified staff benefits and a pay package for 2017-2018. A 2.0% increase in salary for current classified employees was recommended.

Strategic Plan Goal Area – Stakeholder Engagement

Motion: Move to approve the 2017-2018 classified staff benefits and pay package with a 2.0% increase in salaries as recommended.
Schulte/Masterson - all ayes.

C. LAUNCH MEMORANDUM OF UNDERSTANDING

The Launch MOU would establish a partnership between Camdenton R-III and Springfield R-12 School Districts to provide our students access to online courses not currently available to them. The term of this MOU is for 2017-18 and 2018-19.

Strategic Plan Goal Area – College & Career Ready

Motion: Move to approve the Launch Memorandum of Understanding as presented.
Hulett/Schulte - all ayes.

D. GOALS COMMITTEE UPDATE

Preliminary Board goals for 2017-2018 were discussed. A final draft will be presented for adoption in June.

Strategic Plan Goal Area – College & Career-Ready, Facility Effectiveness & Stakeholder Engagement

No motion necessary.

XI. UNFINISHED BUSINESS**A. STRATEGIC PLAN UPDATE**

The Board reviewed the current Strategic Plan Dashboard and the District scorecard.

Strategic Plan Goal Area – College & Career-Ready, Facility Effectiveness & Stakeholder Engagement

No motion necessary.

XII. BOARD WRAP-UP

This is an opportunity for the Board to report on upcoming meetings, meetings attended, registrations, and deadlines. The following items were discussed:

- Board Activity Calendar
- Volunteer Appreciation Dinner – May 15, 2017, 6:00-8:00 p.m., Camdenton High School
- Graduation, May 18th, 8:00 p.m.
- Second May Board Meeting will be held Tuesday, May 23, 2017, 11:00 at the High School (End of Year Assembly)
- End-of-Year Activities, Tuesday, May 23rd. Wellness Clinic from 7:30-10:30 in the HS Auxiliary Gym. Brunch at 10:30 in the High School Commons, assembly begins at noon in the RC Worthan Auditorium.
- MSBA Leadership Summit, June 2-4, 2017, Tan-Tar-A. Registration information is attached. Will register attendees on Friday, May 26th.
- Education Foundation – Educator Scholarship applications due June 9, 2017.
- June Board Meeting Reports tentatively include: Guidance & Counseling Report, Activities Review, School Climate/Discipline Report, and Energy Education Report.

Strategic Plan Goal Area - Stakeholder Engagement

No motion necessary.

XIII. EXECUTIVE SESSION

In compliance with State Statute 610.021 (closed meetings and closed records), move that the Board go into Executive Session for the following purposes:

- 1) Leasing, purchase or sale of real estate by a public governmental body (610.021)(2).
- 2) Hiring, firing, disciplining, or promoting particular employees (610.021)(3).
- 3) Individually identifiable personnel records, performance ratings, or records pertaining to employees (610.021)(13).

Strategic Plan Goal Area - Facility Effectiveness, Stakeholder Engagement and College & Career-Ready Curriculum

Motion: Move to adjourn to Executive Session.

Masterson/Hulett - Roll call vote: Masterson – aye, Faiferlick – aye, McElyea – aye, Schulte – aye, Williams – aye, and Hulett – aye.

XIV. NEW BUSINESS (Continued)

A. SET CERTIFIED SALARY SCHEDULE FOR 2017-2018 (Continued)

Strategic Plan Goal Area – Stakeholder Engagement

Motion: Move to approve the recommended 2017-2018 central office administrative salaries at a 2% increase and modify the recommendation for the superintendent’s increase from a 1.14% increase to a 2.0% increase.

Hulett/Faiferlick - all ayes.

XV. ADJOURN MEETING

Motion: Move that the meeting adjourn.

Schulte/Hulett - all ayes.

Meeting adjourned at 8:40 p.m.

Chris C. McElyea - President of the Board

Linda Leu – Secretary of the Board

DRAFT

Camdenton R-III School District

Blair Trust Fund – Recommended Expenditures for 2017 - 2018: \$22,083.24

Teacher / Group	Location	Description	2017-2018 Amount Requested	2017-2018 Amount Recommended
Teacher of the Year (First Trust)	One elementary level One secondary level	Conference & travel	\$2,000.00	\$2,000.00
Scholarship (First Trust)	District	For graduating senior to be paid over a four-year period	\$2,000.00	\$2,000.00
Scholarship (Second Trust)	District	For graduating senior to be paid over a two-year period	\$2,000.00	\$2,000.00
Teacher of the Year Committee	District	Annual Award Recognition Dinner	\$1,000.00	\$1,000.00
Long Term Grant		1 year left on Long Term Grant	\$4,000.00	\$4,000.00
Eric Cook	Hawthorn	Magnetic Dry Erase Boards & Magnetic Fraction Strips for classroom	\$429.00	\$429.00
Jennifer Lakey	Hurricane Deck	Materials and Activities for Learning Stations in the classroom	\$577.19	\$577.19
Scott Keeney	Middle School	Purchase of a Heavy-Duty Variable Speed Wood Lathe to allow students to have hands on learning that ties directly to the Strategic Plan/School Improvement Plan.	\$2,995.00	2,995.00
S Armstrong K Jenkins K Leezer	OBE – 3 rd Grade Classes	Purchase 3 Wisconsin Bench Lobo Tables. Provide students the workspace for hands-on learning.	\$2,020.32	\$2,020.32
L Briscoe K Jasnoch L Vasquez	Hawthorn	Purchase of flexible seating options, storage for student supplies, and document camera. Accommodate the needs of 50 students in one classroom using 2 classroom teachers and 1 special education teacher.	\$1,357.21	\$577.00
Stacy Pitts	Hawthorn	Purchase of resources, tables & storage, seating, floors, and table & wall surfaces. Create a learning space that allows for collaboration and flexible choices in work area and cultivate a learner-centered classroom,	\$4,144.85	\$2,000.00
H Lipps M Varner	Hawthorn	Purchase learning stools, stability ball w/ feet, and tray cubby w/ trays. The goal of offering a variety of student workspaces is to have engaged learners who enjoy coming to school.	\$1,983.92	\$1,983.92
Meghan Marsh	Dogwood All 1 st grade teachers	Students write about themselves and a book is published from their writings.	\$1,300.00	\$500.00
Total			\$24,637.49	22,082.43

Board of Education

Bills Paid Early

April 2017

Vendor Name	Invoice Number	Invoice Description	PO Number	Amount
Ameren Missouri	2551076018	Lift Station		15.49
Ameren Missouri	2681084004	OBE Electric		4,961.72
Total Ameren Missouri				4,977.21
AT&T	57334672693293	Horizons Local & Campus Alarm Panels		478.51
AT&T	57334672693293	Horizons Local, Campus Alarms		517.98
AT&T	57334824618719	OBE Telephone		367.74
AT&T	57337453695106	HDE Telephone		277.67
Total AT&T				1,641.90
AT&T Long Distance	848921511	HDE, OBE, Horizons Long Distance		638.52
Total AT&T Long Distance				638.52
AT&T Mobility	28724860739103282017	Cell Phones		583.09
Total AT&T Mobility				583.09
Charter	8750 27 680 0000102	Campus Local & Long Distance		686.57
Total Charter				686.57
City of Camdenton	01-3560-00	Horizons Water/Sewer		148.44
City of Camdenton	Water/Sewer	Campus Water/Sewer		6,842.51
Total City of Camdenton				6,990.95
City of Osage Beach	04-6330-00	Water Sewer OB Pkway Final		56.57
City of Osage Beach	01-7555-00	Water/Sewer		230.01
City of Osage Beach	01-7550-00	Water Nichols Rd		34.98
Total City of Osage Beach				321.56
Daktronics, Inc.	602184	30% Down Payment	700-6330	111,583.50
Total Daktronics, Inc.				111,583.50
Lakeland Oil	21839	Gas & Diesel		14,261.45
Total Lakeland Oil				14,261.45
Project Lead the Way Inc	67461	Oak Ridge Paricipation	106-4950	750.00
Project Lead the Way Inc	77858	OBE Paricipation fee	106-4950	750.00
Project Lead the Way Inc	77841	Hawthorn	106-4950	750.00
Total Project Lead the Way Inc				2,250.00
Republic Services #435	0435-000480315	HDE		338.48
Republic Services #435	0435-000479633	OBE		377.70
Republic Services #435	0435-000480810	Lamp recycle		520.00
Total Republic Services #435				1,236.18

Board of Education

Bills Paid Early

April 2017

Retired Teacher Camden Scholarship	Scholarship fund	Memorial Gladys Long	700-6250	50.00
Total Retired Teacher Camden Scholarship				50.00
Sho-Me Technologies	037030	May 2017		3,203.05
Total Sho-Me Technologies				3,203.05
State of Missouri	Application	Salon Application Dogwood Elementary	700-6430	100.00
State of Missouri	Application	Salon Application Hurricane Deck Elem	700-6430	100.00
Total State of Missouri				200.00
Sunrise Beach Water System	70	HDE water		392.12
Total Sunrise Beach Water System				392.12
The Food Bank for Central & NE MO	May	Camdenton Buddy Pack		5,400.00
Total The Food Bank for Central & NE MO				5,400.00
Grand Total				154,416.10

Check Preview Report

Board of Education

Table with columns for item name, amount, and total. Includes items like 'Total Krogner - Middle School', 'Total Staff, Kelly L.', 'L&L Specialties', etc.

Check Preview Report

Board of Education

Table with columns for item name, amount, and total. Includes items like 'Total Martin, Deanna', 'Total MASA', 'Total MASA', 'Total MASA', etc.

Check Preview Report

Board of Education

Table with columns for item name, amount, and total. Includes items like 'Missouri Bell Telecom', 'Missouri Bell Telecom', 'Missouri Bell Telecom', etc.

Check Preview Report

Board of Education

Table with columns for item name, amount, and total. Includes items like 'Total Cyberware', 'Total Old Basherhook', 'Golf Tournament', etc.

Check Preview Report

Board of Education

Table with columns for item name, amount, and total. Includes items like 'Dirt cap, poster', 'Battery', 'Auto parts', etc.

Check Preview Report

Board of Education

Table with columns for item name, amount, and total. Includes items like 'Mish Awards', 'Mish Awards', 'Mish Awards', etc.

Check Preview Report

Board of Education

Table with columns for item name, amount, and total. Includes items like 'Beverage', 'Beverage', 'Beverage', etc.

Check Preview Report

Board of Education

Table with columns for item name, amount, and total. Includes items like 'Total Polmaster', 'Pine Fire Coffee Roasters', 'Coffee', etc.

Check Preview Report

Board of Education

Table with columns for item name, amount, and total. Includes items like 'Resource for Educators', 'Reading Comprehension', 'Reading Comprehension', etc.

Board of Education	P Card Payments	April 2017
FIRST	201704051411247617	FIRST LEGO Registration 106-6223 2,400.00
Total FIRST		2,700.00
Go Daddy	1119266622	Domain renewal 700-6381 79.95
Go Daddy	1110293294	Domain renewal 700-5970 30.15
Total Go Daddy		110.12
HSET Vouchers MS-13Q		PNorman Credit 107-4407 (10.00)
HSET Vouchers MS-13Q		BDeckhoff Testing 107-4793 17.00
HSET Vouchers MS-13Q		SCOoper Testing 107-5792 34.00
HSET Vouchers MS-13Q		Rfife Testing 107-5793 34.00
HSET Vouchers MS-13Q		Classwell Credit 107-5843 (10.00)
HSET Vouchers MS-13Q		Classwell Testing 107-5843 17.00
HSET Vouchers MS-13Q		Zburton Testing 107-5948 85.00
HSET Vouchers MS-13Q		GGallagher Testing 107-5957 27.00
HSET Vouchers MS-13Q		GGallagher Testing 107-5995 34.00
HSET Vouchers MS-13Q		GGallagher Testing 107-5995 34.00
HSET Vouchers MS-13Q		JWiley Testing 107-5996 51.00
HSET Vouchers MS-13Q		JWiley Testing 107-6464 17.00
HSET Vouchers MS-13Q		SMartin Testing 107-6466 17.00
HSET Vouchers MS-13Q		BDeckhoff Testing 107-6467 17.00
HSET Vouchers MS-13Q		SCOoper Testing 107-6468 17.00
HSET Vouchers MS-13Q		SCOoper Credit 107-6468 (10.00)
HSET Vouchers MS-13Q		SCOoper Credit 107-6469 (10.00)
HSET Vouchers MS-13Q		SCOoper Testing 107-6469 17.00
Total HSET Vouchers MS-13Q		378.00
iWantRegistered.com	Pcard	BKurtz - Membership/Conf 205-6205 240.00
Total iWantRegistered.com		240.00
Kaplan	000419830	Stool/lego 700-6225 517.16
Total Kaplan		517.16
Laclede Electric Cooperative	2364200	Middle School 8,797.73
Total Laclede Electric Cooperative		8,797.73
Marriott Quorum Hotel - Dallas	Pcard	Lodging - NAEA 107-3330 1,050.90
Total Marriott Quorum Hotel - Dallas		1,050.90
Master Teacher	32299	Walnut podium base 700-6189 127.80
Total Master Teacher		127.80

Board of Education	P Card Payments	April 2017
Vendor Name	Invoice Number	Invoice Description PO Number Amount
Amazon.Com	10892941532391467	90 Day Plan for New Teachers 000-5938 22.52
Amazon.Com	11354743626259426	Smart Vision Sensor 106-6269 138.00
Amazon.Com	1137371859733861	Supplies 106-6343 60.83
Amazon.Com	11393438450181849	Fedoros 406-5658 27.96
Amazon.Com	113-69661363167425	Supplies 406-5658 7.99
Total Amazon.Com		257.32
Andy Mark, Inc.	175934	Robotics Parts 106-6346 57.94
Total Andy Mark, Inc.		57.94
AT&T Mobility	287245607391X2282017	Cell Phones P Card 580.16
Total AT&T Mobility		580.16
AT&T Store	486028798	IPhone 6S 700-5878 580.10
Total AT&T Store		580.10
Baymont Inn & Suites - Rolla	79664919	Lodging 110-4549 82.39
Baymont Inn & Suites - Rolla	79664505	Lodging 110-4549 82.39
Baymont Inn & Suites - Rolla	79664872	Lodging 110-4549 82.39
Total Baymont Inn & Suites - Rolla		247.17
Big River Packaging, Inc.	Pcard	4" Cake Rounds 110-6458 101.44
Total Big River Packaging, Inc.		101.44
CBOLC Comer	Shell Oil	Fuel Robotics 54.12
CBOLC Comer	Big Cabin TP	Fuel Robotics 49.33
CBOLC Comer	QuiTrip	Fuel Robotics 56.40
CBOLC Comer	Macks One Stop	Fuel Robotics 54.75
CBOLC Comer	Apple Glass Company	Suburban Glass Replacement 239.53
CBOLC Comer	Shell Oil	Fuel Robotics 49.32
CBOLC Comer	Exxon/Mobil	Fuel Robotics 35.26
CBOLC Comer	Exxon/Mobil	Fuel Discount (0.35)
CBOLC Comer	Drury Inn	Rooms - Robotics 106-6428 4530.64
CBOLC Comer	NASA Space Center	Robotics Admission 106-6429 317.55
CBOLC Comer	Drury Inn	Rooms Robotics 106-6432 252.98
CBOLC Comer	Hampton Inn	Rooms Robotics Tournament 106-6446 5,646.29
CBOLC Comer	Marriott KC Airport	S Comer Meal 106-6454 17.49
CBOLC Comer	Bubba Gump	Robotics Meal 106-6455 344.62
CBOLC Comer	Ihop	Vernon/Comer Meal 106-6456 22.70

Board of Education	P Card Payments	April 2017
MoASBO	Pcard	Spring Conf. - JDill 700-6376 230.00
Total MoASBO		230.00
NASSP	Pcard	NHS Membership pins 105-5915 585.00
Total NASSP		585.00
Pizza Hut - Camdenton	Pcard	Pizza 205-6255 74.66
Pizza Hut - Camdenton	Pcard	Refund 205-6255 (2.99)
Total Pizza Hut - Camdenton		71.67
President's Volunteer Service Award	Pcard	Service awards 412-6194 152.46
Total President's Volunteer Service Award		152.46
Renaissance Hotel - St Louis	Pcard	Lodging - MASN Cnfr 550-5843 714.06
Total Renaissance Hotel - St Louis		714.06
Residence Inn by Marriott	Pcard	Lodging - FBLA 105-5440 2,394.26
Total Residence Inn by Marriott		2,394.26
Ribs to Go	Pcard	Ribs 205-6410 40.03
Total Ribs to Go		40.03
Southwest Airlines	DC Trip	Comer, Dill, Stout, McGowan, Iordanou 106-6267 1,872.50
Total Southwest Airlines		1,872.50
St. Louis Union Station Hotel	Pcard	Lodging for MASL 000-6392 804.42
Total St. Louis Union Station Hotel		804.42
Stoney Creek Inn	Pcard	MVarner - Lodging 700-5654 103.95
Total Stoney Creek Inn		103.95
Summit Natural Gas of MO	2114534	OBE 673.62
Summit Natural Gas of MO	2114533	Grounds Bldg. 143.41
Summit Natural Gas of MO	2114532	High School 147.62
Summit Natural Gas of MO	2114531	HDE 410.62
Summit Natural Gas of MO	2114530	OBE (Old) 30.90
Summit Natural Gas of MO	2114529	LCTC - East 344.40
Summit Natural Gas of MO	2114522	Concession 51.58
Summit Natural Gas of MO	2114521	Maintenance 224.46
Summit Natural Gas of MO	2114520	ORI 145.38
Summit Natural Gas of MO	2114528	Hawthorn 170.66
Summit Natural Gas of MO	2114527	Dogwood 147.54
Summit Natural Gas of MO	2114526	Middle School 993.91
Summit Natural Gas of MO	2114525	Horticulture 152.82

Board of Education	P Card Payments	April 2017
CBOLC Comer	McAlister's Deli	S Comer Meal 106-6457 10.80
CBOLC Comer	Wal-Mart	DIVE STEM Supplies 106-6458 17.07
CBOLC Comer	Hilton	Comer Meal 106-6459 10.32
CBOLC Comer	El Bolero	Comer/Stacey Meal 106-6460 39.64
CBOLC Comer	Miccia Grill	Comer/Stacey Meal 106-6461 38.56
CBOLC Comer	Anatole Terrace	Comer/Stacey Meal 106-6462 43.65
CBOLC Comer	Media Grill	Comer/Stacey Meal 106-6463 42.55
CBOLC Comer	Moe's SW Grill	Meal Comer 106-6465 7.34
CBOLC Comer	Dennys	Comer/Stacey Meal 106-6470 29.98
CBOLC Comer	Hilton Anatole	Hotel Rooms - Comer/Stacey 106-6471 1,157.90
CBOLC Comer	KC Airport Marriott	Room S Comer 106-6472 329.54
CBOLC Comer	Rudy's	Comer/Vernon Meal 106-6478 23.13
CBOLC Comer	Worldclass Travel	FIRST NAC Rooms Registration 106-6483 3,293.82
CBOLC Comer	SDP-SI	Shipping 106-6485 18.78
CBOLC Comer	Golden Corral	Robotics Meal 106-5993 456.03
CBOLC Comer	Uber	S Comer NAA Conference 106-6006 41.17
CBOLC Comer	Flying J	Fuel Robotics Trip 106-6018 39.87
CBOLC Comer	ONGO Express	Fuel Robotics Trip 106-6019 35.65
CBOLC Comer	Quicktrip	Fuel Robotics Trip 106-6021 47.60
CBOLC Comer	Sam's Club	Supplies 106-6060 364.79
CBOLC Comer	SDP-SI	Robotics Parts 106-5816 35.82
CBOLC Comer	Courtyard Marriott	Rooms - Robotics 106-6262 155.94
Total CBOLC Comer		17,565.48
CBOLC Pcard	Fas Trip	Bus Fuel 81.18
CBOLC Pcard	Break Time	Bus Fuel 22.60
CBOLC Pcard	Phillips 66	Bus Fuel 99.55
CBOLC Pcard	Phillips 66	Bus Fuel 24.10
CBOLC Pcard	Shell Oil	Bus Fuel 17.38
CBOLC Pcard	Genex	Fuel 10.00
CBOLC Pcard	ExxonMobil	Fuel 24.77
CBOLC Pcard	Shell Oil	Fuel 32.00
CBOLC Pcard	Shell Oil	Bus Fuel 99.00
CBOLC Pcard	Fas Trip	Fuel 1.52
CBOLC Pcard	Lincoln Univ	Lunches 205-6408 132.00

Board of Education	P Card Payments	April 2017
Summit Natural Gas of MO	2114524	Transportation 159.52
Summit Natural Gas of MO	2114523	Tech - West 155.68
Total Summit Natural Gas of MO		3,552.12
UPS	6X3421107	Shipping 84.81
UPS	6X3421117	Shipping 55.99
UPS	6X3421127	Shipping 38.90
Total UPS		179.70
Wal-Mart - Admin.	Pcard	Health clinic supplies 550-5969 175.84
Wal-Mart - Admin.	Pcard	Health clinic supplies 550-6268 95.50
Total Wal-Mart - Admin.		271.34
WCA Waste Corp. of America	0030001068733	Campus trash 4,797.53
Total WCA Waste Corp. of America		4,797.53
WEBRestaurantstore.co	Pcard	Order# 23815729 412-6292 519.04
Total WEBRestaurantstore.co		519.04
Wingate by Wyndham	86149029	Hotel Rooms for Boys Golf Tournament 873-6098 298.92
Total Wingate by Wyndham		298.92
Grand Total		60,292.84

Board of Education	P Card Payments	April 2017
CBOLC Pcard	MO Acad	Registration 205-6409 15.00
CBOLC Pcard	MO Acad	Registration 205-6409 15.00
CBOLC Pcard	Sams Club	Popcorn kit 404-6274 43.12
CBOLC Pcard	Sams Club	MAP snacks 404-6314 608.38
CBOLC Pcard	CY Marriott	JDill Lodging 700-5741 206.95
CBOLC Pcard	Waffle House	Boys Golf Meal 873-6059 62.66
CBOLC Pcard	Subway	Boys Golf Meal 873-6101 49.93
CBOLC Pcard	Ichiban Buffet	FBLA Meal 873-6271 280.00
CBOLC Pcard	Little Caesars Pizza	FBLA Meal 873-6272 223.02
CBOLC Pcard	Racc2kape	Panic Room Race 873-6273 360.00
CBOLC Pcard	Cicis Piza	Boys Golf Meal 873-6352 53.28
CBOLC Pcard	McDonalds	Boys Golf Meal 873-6354 46.83
Total CBOLC Pcard		2,508.67
Co-Mo Electric Cooperative Inc.	6177200 4	HDE Electric P Card 6,731.97
Total Co-Mo Electric Cooperative Inc.		6,731.97
Crown Awards	06897169	Talent Show Awards 873-5855 186.70
Total Crown Awards		186.70
Days Inn - Jefferson City	Credit	Credit P Card (151.50)
Total Days Inn - Jefferson City		(151.50)
Diner's Destinations, LLC	Pcard	Deposit - Lodging 110-6529 378.00
Total Diner's Destinations, LLC		378.00
Drury Inn & Suites	Drury Inns	Credit 106-5776 (79.25)
Total Drury Inn & Suites		(79.25)
Eagle Lanes	Eagle Lanes	Field Trip 404-6362 318.00
Total Eagle Lanes		318.00
Ebay	Pcard	Pump drain 800-5879 553.73
Ebay	Pcard	Blower Wheel 800-6014 19.15
Ebay	Pcard	Maintenance kit 800-6014 13.46
Ebay	Pcard	Dryer motor 800-6014 54.00
Total Ebay		640.34
El Caporal	7650	Boys Basketball Award Dinner 873-5823 50.20
El Caporal	7665	Boys Basketball Awards Night 873-5823 341.79
Total El Caporal		391.99
FIRST	FIRST	National Registration Team 184 106-5876 300.00

Board of Education	Check Preview Addendum		May 8, 2017	
Vendor Name	Invoice Number	Invoice Description	PO #	Amount
AdvancED Missouri	69009	Julie Dill Registration 5/10/2017	700-6440	175.00
Total AdvancED Missouri				175.00
Air Solutions	14902	hose, Clamp	110-6151	455.01
Total Air Solutions				455.01
All American Termite & Pest - 191	462773	HDE Pest Control		25.00
Total All American Termite & Pest - 191				25.00
All American Termite & Pest - 201	462722	Campus Pest Control		140.00
Total All American Termite & Pest - 201				140.00
All American Termite & Pest - 682	462507	OBE Pest Control		35.00
Total All American Termite & Pest - 682				35.00
Allen, David	4/27/17	Track	873-6692	185.00
Total Allen, David				185.00
Amazon.Com	219272945217	Supplies	408-5187	1,351.07
Amazon.Com	294621100858	LED Replacement Screen	700-5899	24.96
Amazon.Com	038213397589	Sports Water Bottles	873-5971	203.40
Amazon.Com	111065787355	Proline Corner Flags	873-5976	73.74
Amazon.Com	014027160616	Honeywell IntelliSense	800-4177	29.99
Amazon.Com	17017955836	Printer Cable	700-5841	9.99
Amazon.Com	18005778540	Games	404-5794	40.75
Amazon.Com	049403057306	HDMI Cables	700-5766	7.96
Amazon.Com	001669117274	Hard Disk Drive	700-5724	392.28
Amazon.Com	297214885113	Power Adapter	700-5677	10.98
Amazon.Com	182216293819	Protective Case	700-5677	5.75
Amazon.Com	160446121483	Transparent Case, Cables	700-5677	29.31
Amazon.Com	264232114774	Hard Disk Drive	700-5704	65.38
Amazon.Com	15129787915	The Sound of Music	105-5945	67.19
Amazon.Com	23188131767	HDMI Cable	700-5885	139.99
Amazon.Com	294131999349	The Tempest	105-5748	10.54
Amazon.Com	294138666369	Microphone	105-5748	335.42
Amazon.Com	294139454694	Microphone, The Book Thief	105-5748	41.63
Amazon.Com	294139251475	Death of a Salesman	105-5748	31.63
Amazon.Com	193944506507	Smith Outlet 25 Pack	408-5187	79.95
Amazon.Com	065809357454	Marbotic Smart Numbers	408-5187	29.99

Board of Education	Check Preview Addendum		May 8, 2017	
Amazon.Com	070735147014	Sony Digital Camera	408-5187	187.75
Amazon.Com	091104552008	Baking Supplies	110-6306	93.28
Amazon.Com	091103001275	Baking Supplies	110-6306	101.10
Amazon.Com	018863979473	On-Demand Gigabit	700-6115	139.95
Amazon.Com	184864307949	Netgear ProSAFE Gigabit	700-6109	168.74
Amazon.Com	048297261527	Kingston SATA	700-5958	17.55
Amazon.Com	047024666387	Paper	110-6203	15.81
Amazon.Com	172213041617	Certificates	110-6203	348.95
Amazon.Com	213699790329	Projector Lamp	700-6159	35.99
Amazon.Com	112446396074	ASUS	700-5992	102.12
Total Amazon.Com				4,458.45
Asset Services, Inc.	12324	AIMS User Licensing	700-6898	1,000.00
Total Asset Services, Inc.				1,000.00
Associates in Sign Language LLC	440317C5	Sign Language Interpretation	410-6575	675.00
Associates in Sign Language LLC	41017C5	Sign Language Interpretation	410-6575	450.00
Associates in Sign Language LLC	41917C5	Sign Language Interpretation	410-6575	450.00
Total Associates in Sign Language LLC				1,575.00
Badge-A-Minit	H1400	Badge Parts	106-4558	465.88
Total Badge-A-Minit				465.88
Balfour	313	Pink & Red Graduation Cords	105-4688	400.00
Balfour	339	NHS Graduation Stoles	105-5916	700.00
Balfour	312	IB Graduation Stoles, Tassels, 2017 Dangles	105-2310	1,044.00
Total Balfour				2,144.00
Barboski, Ken	4/28/17	Soccer	873-6776	65.00
Total Barboski, Ken				65.00
Bearden, Ryan	4/28/17	Woods Competition fees		205.00
Total Bearden, Ryan				205.00
Benben Sportswear	7025	Joma Socks	873-4939	350.00
Benben Sportswear	7028	Polos	873-5362	64.00
Total Benben Sportswear				414.00
Black Art Materials	7554831	Art Supplies	404-6013	79.65
Black Art Materials	7524834	Art Supplies	404-6013	347.31
Black Art Materials	7542700	Art Supplies	404-6013	5.31
Black Art Materials	7569388	Kiln Hoods	105-5340	1,166.00

Board of Education	Check Preview Addendum		May 8, 2017	
Blick Art Materials	7525918	Art Supplies	110-5807	63.45
Blick Art Materials	7516511	Credit	110-5807	(61.45)
Blick Art Materials	7483599	Art Supplies	110-5807	158.58
Blick Art Materials	7525484	Art Supplies	205-6003	29.71
Blick Art Materials	7523706	Art Supplies	205-4306	95.16
Blick Art Materials	7547283	Art Supplies	105-6081	(79.92)
Blick Art Materials	7540535	Art Supplies	105-6081	419.28
Blick Art Materials	7525725	Art Supplies	105-6081	559.04
Blick Art Materials	7553786	Art Supplies	105-6081	29.92
Total Blick Art Materials				2,860.04
Boyd, Heather J	Reimbursement	Fingerprint Reimbursement		40.30
Total Boyd, Heather J				40.30
Braslow, Jimmy	4/27/17	Community Ed Instruction		210.00
Total Braslow, Jimmy				210.00
Burnett, Jennifer M	Reimbursement	Fingerprint Reimbursement		40.30
Total Burnett, Jennifer M				40.30
Caffey, Jeff	4/25/17	Baseball	873-6666	120.00
Total Caffey, Jeff				120.00
Callanan, Kathryn C	4/12-/20/17	Mileage		23.97
Total Callanan, Kathryn C				23.97
Camdenton Lawn & Garden Center	009814	Tree & Shrub Fertilizer		63.95
Total Camdenton Lawn & Garden Center				63.95
Carter, Meredith	April 2017	Occupational Therapy	410-6705	7,892.50
Total Carter, Meredith				7,892.50
CEC	0950-524739	Supplies	110-5392	34.64
CEC	0950-524605	Supplies	110-5392	27.98
CEC	0950-524883	Supplies	110-5392	82.28
CEC	0950-525100	Supplies	110-5392	54.68
CEC	0950-525252	Supplies	110-5392	44.28
CEC	0950-524187	Supplies	110-5392	9.97
CEC	0950-524125	Supplies	110-5392	1,855.69
CEC	0950-524349	Supplies	800-5565	375.87
CEC	0950-524738	Supplies	110-4773	32.07
CEC	0950-524139	Supplies	110-5665	344.88

Board of Education	Check Preview Addendum		May 8, 2017	
CEC	0950-524361	Supplies	110-5663	332.67
CEC	0950-524715	Supplies	110-5392	11.97
CEC	0950-525165	Supplies	110-5392	82.44
CEC	0950-525099	Supplies	110-5392	298.34
Total CEC				3,567.76
CEG Custom Products, LLC	1072	Wall Hanger	105-6636	431.65
CEG Custom Products, LLC	CM10582	Credit		(129.91)
Total CEG Custom Products, LLC				191.69
Citizens Against Domestic Violence	Donation	"Chair"-ity Auction	810-6639	225.00
Total Citizens Against Domestic Violence				225.00
City of Camdenton	Resource Officers			13,182.03
Total City of Camdenton				13,182.03
Corporate Business Systems	1427064	Copier Staples	110-6386	123.96
Total Corporate Business Systems				123.96
Cramer, Dale L	4/23-24/2017	Travel Expense		72.35
Total Cramer, Dale L				72.35
Cuendet, Gary	4/3-18/17	Mileage		270.25
Cuendet, Gary	4/19-28/17	Mileage		271.79
Total Cuendet, Gary				542.04
Culligan		Cooler Rent		6.95
Total Culligan				6.95
D&D Instruments	335054	Credit		(584.00)
D&D Instruments	334939	Credit		(100.00)
D&D Instruments	334820	Circuit Board		658.00
Total D&D Instruments				(26.00)
Danek, Linda L	4/26/17	Mileage		107.16
Total Danek, Linda L				107.16
DeLaurent, Heather R	3/26/17	Travel Expense		23.12
Total DeLaurent, Heather R				23.12
Demco, Inc.	8	Library Supplies	404-5747	215.36
Total Demco, Inc.				215.36
Denwir, Jill A	4/6-28/17	Mileage		56.87
Total Denwir, Jill A				56.87
Dickerson Park Zoo	CO542717/224050	Zoo Admission	402-6568	104.00

Board of Education	Check Preview Addendum		May 8, 2017	
Dickerson Park Zoo	CO542717/224045	Zoo Admission	402-6569	162.00
Dickerson Park Zoo	CO542717/224049	Zoo Admission	402-6644	158.00
Dickerson Park Zoo	CO542717/224048	Zoo Admission	402-6647	140.00
Dickerson Park Zoo	CO542717	Zoo Admission	402-6570	112.00
Total Dickerson Park Zoo				672.00
Dodson, Jenessa L	4/3-25/2017	Mileage		153.22
Total Dodson, Jenessa L				153.22
Dubois, Dal	4/25/17	Soccer	873-6669	100.00
Total Dubois, Dal				100.00
Dulle, Jack	4/6-7/17	Travel Expense		17.21
Total Dulle, Jack				17.21
Edwards, Heather	000001	21st Century Afterschool Grant Evaluation	106-6612	3,200.00
Total Edwards, Heather				3,200.00
Farmers Produce Exchange 139	49805	Evolution Pellets	110-5250	83.50
Farmers Produce Exchange 139	92559	Evolution Pellets	110-5250	50.10
Total Farmers Produce Exchange 139				133.60
Fastenal Company	MOCAM47673	Supplies		3.58
Total Fastenal Company				3.58
Fiene, Gary R	3/1-4/1/2017	Mileage		243.86
Total Fiene, Gary R				243.86
Fike, Gardith	03216952	15 Dozen Eggs		30.00
Fike, Gardith	03216953	15 Dozen Eggs		30.00
Fike, Gardith	03216954	15 Dozen Eggs		30.00
Fike, Gardith	03216955	15 Dozen Eggs		30.00
Fike, Gardith	03216956	15 Dozen Eggs		30.00
Total Fike, Gardith				150.00
Freeman, Kelsey	4/19/17	Mileage		30.08
Total Freeman, Kelsey				30.08
Frey, Sarah	Speech/Debate	Judge	105-6616	18.00
Total Frey, Sarah				18.00
Friedman, Michael	4/27/17	Baseball	873-6690	128.00
Friedman, Michael	4/20/17	Baseball	873-6687	118.00
Friedman, Michael	4/10/17	Baseball	873-6689	118.00
Friedman, Michael	4/18/17	Baseball	873-6691	218.00

Board of Education	Check Preview Addendum		May 8, 2017	
Friedman, Michael	4/8/17	Baseball	873-6688	138.00
Total Friedman, Michael				720.00
Frontier Bag, Inc.	177065	Trash Bags	404-6599	4,495.00
Total Frontier Bag, Inc.				30.08
Gilbert, Bobbi J	4/19/2017	Mileage		30.08
Total Gilbert, Bobbi J				30.08
Gochauer, Ben	4/28/17	Soccer	873-6774	175.80
Total Gochauer, Ben				175.80
Grider, Tami	3/27/17	Pymt for Time Attending MMSP		79.68
Grider, Tami	5/11/17	Pymt for Repairing Motorcycle Range		425.00
Grider, Tami	4/29-30/2017	Rider Coach		425.00
Total Grider, Tami				929.68
Hadfield, Timothy E	4/13-27/2017	Mileage		188.00
Total Hadfield, Timothy E				188.00
Harold G Butzer, Inc	159-1	Repairs to RTU		38,840.00
Total Harold G Butzer, Inc				38,840.00
Haves, Robert	5/1/2017	TSA/IRC for Welding Students		150.00
Total Haves, Robert				150.00
High Brothers Lumber	50804	Supplies		5.38
High Brothers Lumber	49525	Supplies	110-5393	319.27
High Brothers Lumber	50194	Supplies	110-5736	60.99
High Brothers Lumber	52663	Credit	110-5736	(129.98)
High Brothers Lumber	49371	Supplies	110-5736	237.81
High Brothers Lumber	52578	Supplies	110-5736	227.89
High Brothers Lumber	52588	Supplies	110-5736	173.04
High Brothers Lumber	52984	Supplies	110-5736	15.56
High Brothers Lumber	50018	Supplies	110-5806	61.98
High Brothers Lumber	50170	Supplies	110-5930	34.79
High Brothers Lumber	48928	Supplies	105-5631	121.36
High Brothers Lumber	51452	Supplies	110-5736	125.17
High Brothers Lumber	51100	Supplies	110-5736	11.56
High Brothers Lumber	51103	Credit		(11.56)
High Brothers Lumber	50505	Supplies	873-6067	97.25

Board of Education	Check Preview Addendum	May 8, 2017
High Brothers Lumber	52491	Supplies 19.62
High Brothers Lumber	52320	Supplies 2.44
High Brothers Lumber	52148	Supplies 110-5393 99.64
High Brothers Lumber	52118	Supplies 110-6436 207.94
High Brothers Lumber	51402	Supplies 110-5393 6.40
High Brothers Lumber	51400	Supplies 110-5393 110.47
High Brothers Lumber	51138	Supplies 110-6198 111.98
High Brothers Lumber	51102	Supplies 402-6163 5.78
High Brothers Lumber	51075	Supplies 402-6162 65.80
High Brothers Lumber	50856	Supplies 402-6162 19.58
Total High Brothers Lumber		2,017.68
Hummert International	51653	Plants/Supplies 110-6024 632.68
Total Hummert International		632.68
Infitech Consulting LLC	1/4/2017	700-4652 4,205.00
Total Infitech Consulting LLC		4,205.00
Inside Out Entertainment Group	9697	Entertainment Prom May 13 2017 873-6496 450.00
Total Inside Out Entertainment Group		450.00
InTech Health Ventures	3299	ACA Reporting Services 5,510.00
Total InTech Health Ventures		5,510.00
Jacks Sporting Goods	419498	Supplies 35.90
Total Jacks Sporting Goods		35.90
John Deere Financial	013256	Water 110-5734 43.45
John Deere Financial	013811	Supplies 110-6023 139.73
John Deere Financial	024226	Supplies 110-5734 69.21
Total John Deere Financial		252.39
keeth, Kristopher	4/25/17	Security - Soccer 873-6708 80.00
keeth, Kristopher	4/1/17	Security - Baseball tour 873-6397 160.00
keeth, Kristopher	4/8/17	Security - Baseball tour 873-6393 160.00
keeth, Kristopher	3/31/17	Security - Baseball 873-6389 80.00
Total keeth, Kristopher		480.00
Keystone Automotive Industries	5M513600	Paint 110-6246 271.31
Keystone Automotive Industries	5M515342	Paint 110-6246 380.10
Total Keystone Automotive Industries		651.41
Kitchen, Jeffrey	5/1/17	Travel - FFA 233.79

Board of Education	Check Preview Addendum	May 8, 2017
Total Kitchen, Jeffrey		233.79
Kohl Wholesale	13453	Food & Supplies 13,701.22
Kohl Wholesale	13449	Food & Supplies 6,250.98
Kohl Wholesale	13456	Food & Supplies 8,411.49
Kohl Wholesale	13452	Food & Supplies 7,615.78
Kohl Wholesale	13451	Food & Supplies 17,290.92
Kohl Wholesale	13458	Food & Supplies 5,421.31
Kohl Wholesale	13457	Food & Supplies 5,046.85
Kohl Wholesale	13459	Food & Supplies 2,896.62
Total Kohl Wholesale		66,635.17
Washbel, Linda M	4/28/17	Fingerprint reimbursement 40.30
Total Washbel, Linda M		40.30
Kyle, Robert	4/28/17	Official/Mileage - Soccer 873-6775 115.00
Total Kyle, Robert		115.00
L&B Electronics	4131705	Programming fees 175.00
Total L&B Electronics		175.00
Laclede Electric Cooperative	2363900	Elementary 639.35
Laclede Electric Cooperative	2363800	Elementary 7,431.37
Laclede Electric Cooperative	2363700	Vo-Tech 3,725.08
Laclede Electric Cooperative	2363600	Bus Barn 443.47
Laclede Electric Cooperative	2364400	Hawthorn/OR 11,317.15
Laclede Electric Cooperative	2867600	Horticulture 79.28
Laclede Electric Cooperative	2371302	Horizoms 354.69
Laclede Electric Cooperative	3214200	Horticulture 520.55
Laclede Electric Cooperative	3782000	Maintenance 294.71
Laclede Electric Cooperative	3931600	Lift Station 33.74
Laclede Electric Cooperative	4405000	Well-Ball Fields 717.85
Laclede Electric Cooperative	7154301	High School 4,140.00
Laclede Electric Cooperative	7154401	High School 5,598.00
Laclede Electric Cooperative	7154501	High School 6,124.00
Laclede Electric Cooperative	7154601	High School 8,088.97
Laclede Electric Cooperative	7242800	Lift Station 51.54
Laclede Electric Cooperative	7500700	Practice Field 75.00
Laclede Electric Cooperative	7521800	Baseball field 649.96

Board of Education	Check Preview Addendum	May 8, 2017
Laclede Electric Cooperative	2364100	Old Maintenance shed 25.93
Laclede Electric Cooperative	2364000	Administration Bldg. 906.15
Total Laclede Electric Cooperative		5,216.79
Lake Sun / Advertising Dept.	Classified	Nurse ad 000-6349 104.30
Total Lake Sun / Advertising Dept.		104.30
Lake Winlectric	097437	Parts 20.17
Total Lake Winlectric		20.17
Lakeland Oil	22020	Diesel 1,326.49
Lakeland Oil	22029	Diesel 2,032.56
Lakeland Oil	22036	Gas & Diesel 13,460.09
Total Lakeland Oil		16,819.14
Leighty, Grant A	3/27 & 4/6	Mileage - supervision 118.44
Leighty, Grant A	4/12-4/19	HS/Horizons 271.31
Leighty, Grant A	4/25/17	Official - Baseball 873-6665 100.00
Total Leighty, Grant A		225.56
Liberty Fruit Company, Inc.	008958	Dogwood 1,085.00
Liberty Fruit Company, Inc.	008959	Hawthorn 2,313.75
Liberty Fruit Company, Inc.	008960	Oak Ridge 1,502.00
Liberty Fruit Company, Inc.	008957	Middle School 1,671.00
Liberty Fruit Company, Inc.	008956	High School 3,738.50
Liberty Fruit Company, Inc.	008962	Osage Beach 328.00
Liberty Fruit Company, Inc.	008961	HDE 412.00
Liberty Fruit Company, Inc.	009737	Credit (2016-50) 10,783.75
Total Liberty Fruit Company, Inc.		425.00
Livingston, Mary Elizabeth	April 25, 2017	Motorcycle safety 425.00
Total Livingston, Mary Elizabeth		425.00
Long, Jill S	4/19/17	Mileage 30.08
Total Long, Jill S		30.08
Lorenz and Jones	5701240	Impeller kit, water pump kit 110-6148 224.91
Total Lorenz and Jones		224.91
Loves	08975	Pansy's 700-5880 63.04
Loves	09976	Plants 110-6020 183.95
Loves	08292	Paint, shingles 105-6132 69.12
Total Loves		316.11

Board of Education	Check Preview Addendum	May 8, 2017
MAACCE	June 21-23, 2017	Scomer - Registrant 106-6473 260.00
MAACCE	June 21-23	Conference 110-6312 1,175.00
Total MAACCE		1,435.00
Malarkey's	355641	Lunch 205-6652 70.99
Total Malarkey's		70.99
Malas, Chris	4/24/17	Official/Mileage - Baseball 873-6586 142.00
Total Malas, Chris		142.00
MAAPT	Conf Reg	6 - Conference Registration 900-6759 750.00
Total MAAPT		750.00
Marshall, John E	April 25, 2017	Motorcycle safety 150.00
Total Marshall, John E		150.00
Martin, Brian	40/28/17	Official - Soccer 873-6777 65.00
Total Martin, Brian		65.00
Mary Casanova Books, Inc.	653	Author visit 403-6638 225.35
Total Mary Casanova Books, Inc.		225.35
Mashek, Debra	4/19/17	Mileage 30.08
Total Mashek, Debra		30.08
Masterson, Nancy	4/25/17	Reimbursement 50.00
Total Masterson, Nancy		50.00
McGrady, Jim	4/8/17	Official/Mileage - Baseball 873-6305 136.00
Total McGrady, Jim		136.00
McMaster Carr	26047627	Parts 800-6585 417.06
Total McMaster Carr		417.06
Meadors Vision Consulting, LLC	264	Services provided 410-6685 1,518.75
Total Meadors Vision Consulting, LLC		1,518.75
Meister, Bradley	4/20/17	Official/Mileage - Soccer 873-6520 133.00
Meister, Bradley	4/25/17	Official/Mileage - soccer 873-6668 266.00
Total Meister, Bradley		266.00
Meyer, Samantha A	4/19/17	Mileage 30.08
Total Meyer, Samantha A		30.08
MHC Kenworth	M0025560188557	Credit (81.68)
Total MHC Kenworth		13,487.43
Midwest Computech	99224	May 700-2864 13,487.43
Total Midwest Computech		13,487.43

Board of Education	Check Preview Addendum	May 8, 2017
Miller, Scott P	4/27/17	Travel reimbursement 73.99
Total Miller, Scott P		73.99
Missouri Assoc of Nursing Home	CNA	CNA Certifications 110-6670 740.00
Total Missouri Assoc of Nursing Home		740.00
Missouri Bell Telecom	130799	Ethernet adapter 100.00
Total Missouri Bell Telecom		100.00
Missouri Patriot Paws	Donation	Donation from CHS FBIA 873-6363 500.00
Total Missouri Patriot Paws		500.00
Missouri Property Appraisal	17-00576	Appraisal Report 450.00
Total Missouri Property Appraisal		450.00
Missouri School Plant Mgr. Assoc.	2017	Kicklemann - Dues 75.00
Missouri School Plant Mgr. Assoc.	2016	SMartin - Modules 300.00
Total Missouri School Plant Mgr. Assoc.		375.00
Missouri Trap Shooters Assoc	May	HS State Shoot Entries 873-6645 380.00
Total Missouri Trap Shooters Assoc		380.00
Missouri Water & WW Products, Inc	2998	Chorination sticks/declor tablets 390.64
Total Missouri Water & WW Products, Inc		390.64
MO Dept of Natural Resources	May 1, 2017	S&D 5/9/17 PO Shelter 105-6594 45.00
Total MO Dept of Natural Resources		45.00
Mo's Special T's	3610	TShirts 873-6405 1,270.00
Total Mo's Special T's		1,270.00
MO-Fun.com LLC	17059	1st Half - Fun day 403-6649 825.00
MO-Fun.com LLC	17059	2nd half 403-6649 825.00
Total MO-Fun.com LLC		1,650.00
MOFA	27672	MO HealthNet 11.98
Total MOFA		11.98
MSHSA	17-002052	Honor medals 105-5860 444.00
Total MSHSA		444.00
Mulford, Tim R	4/24/17	Travel reimbursement 25.75
Total Mulford, Tim R		25.75
National Speech & Debate Assoc.	3082605	Entry fees 105-6592 394.00
Total National Speech & Debate Assoc.		394.00
NCA	REG-0010265924	Varsity-Participants/Advisor 873-6351 2,815.00
NCA	REG-0010266183	JV - Participants/Advisor 873-6350 2,263.00

Board of Education	Check Preview Addendum	May 8, 2017
Total NCA		5,078.00
Onarheim, Nancy Louise	4/19/17	Mileage 30.08
Total Onarheim, Nancy Louise		30.08
O'Reilly Auto Parts	4044-211889	Coolant hoses 110-6160 17.66
O'Reilly Auto Parts	4044-211734	Thread kit 110-6160 30.68
O'Reilly Auto Parts	4044-216456	Terminal 2.99
O'Reilly Auto Parts	4044-216736	Belt 7.22
O'Reilly Auto Parts	4044-218206	Tensioner 110-6160 48.44
O'Reilly Auto Parts	4044-214130	Parts 110-6160 36.48
O'Reilly Auto Parts	4044-216919	Parts 110-6160 43.67
O'Reilly Auto Parts	4044-216656	Bosch 110-6160 129.05
O'Reilly Auto Parts	4044-217261	O-Joint 110-6160 46.06
O'Reilly Auto Parts	4044-218167	Recharge kit 110-6160 12.99
O'Reilly Auto Parts	4044-216916	U-Joint 110-6160 135.06
O'Reilly Auto Parts	4044-211072	Oil press 110-6160 11.33
O'Reilly Auto Parts	4044-214110	Ball Joint 110-6160 64.77
O'Reilly Auto Parts	4044-208040	Lamp/Freight 110-6160 20.57
O'Reilly Auto Parts	4044-214123	Return 110-6160 (1.16)
O'Reilly Auto Parts	4044-213806	Hose connect 110-6160 3.80
O'Reilly Auto Parts	4044-213809	Ultra black 110-6160 6.74
O'Reilly Auto Parts	4044-212332	Harmonic balance 110-6160 51.59
O'Reilly Auto Parts	4044-212368	Heater hose 110-6160 1.66
O'Reilly Auto Parts	4044-213786	Lock out 110-6160 3.99
O'Reilly Auto Parts	4044-212629	Leaf rag bsh 110-6160 11.60
O'Reilly Auto Parts	4044-218188	Return 110-6160 (226.68)
O'Reilly Auto Parts	4044-210997	Flange gasket 110-6160 (50.34)
O'Reilly Auto Parts	4044-218501	Return 110-6160 (18.00)
O'Reilly Auto Parts	4044-212077	anti freeze 110-6160 179.88
O'Reilly Auto Parts	4044-212081	Return 110-6160 (89.94)
O'Reilly Auto Parts	4044-216896	Return 110-6160 (19.65)
O'Reilly Auto Parts	4044-208029	Sender 110-6160 37.25
Total O'Reilly Auto Parts		479.91
Orr, Sam	4/20/17	Official/Mileage - soccer 873-6519 133.00
Orr, Sam	4/25/17	Official/Mileage - Soccer 873-6667 133.00

Board of Education	Check Preview Addendum	May 8, 2017	May 8, 2017
Total Orr, Sam			266.00
Ozark Trophy & Engraving	895813	Golf	873-6780 105.00
Total Ozark Trophy & Engraving	3/31/17	Official - Baseball	873-6714 120.00
Perkins, Eric			120.00
Total Perkins, Eric	155288	shirts	800-6374 597.29
Progressive Gifts & Incentives			597.29
Total Progressive Gifts & Incentives			540.00
Project Lead the Way Inc	89125	Wooden cubes	404-6329 540.00
Total Project Lead the Way Inc	4/6/17	Security - Baseball	873-6395 80.00
Pryor, John			80.00
Total Pryor, John	4/19/17	Track	873-6673 155.00
Reece, Joshua			155.00
Total Reece, Joshua	4/19/17	Official/Mileage - Track meet	873-6481 227.00
Reece, Mike			227.00
Total Reece, Mike	225345	Labor school soffit repair	1,050.00
Reiff Builder LLC			1,050.00
Total Reiff Builder LLC	4/28/17	Official/Mileage - Soccer	873-6773 185.00
Rench, Aaron			185.00
Total Rench, Aaron	R36196	Spirit wear	873-6167 391.96
Results Advertising, Inc.			183.20
Total Results Advertising, Inc.	R36232	Spirit wear	873-6167 475.60
Results Advertising, Inc.			979.16
Total Results Advertising, Inc.	R36253	Spirit wear	873-6167 317.15
Results Advertising, Inc.			2,247.07
Total Results Advertising, Inc.	R36337	Spirit wear	873-6167 120.00
Rolla High School	may 5, 2017	MS Track	873-6417 120.00
Total Rolla High School			120.00
S&W Gas, Inc.	31	Cylinder	15.00
Total S&W Gas, Inc.			15.00
Sakelaris Chrysler Dodge Jeep Ram	104753	Panel	110-5854 967.50
Total Sakelaris Chrysler Dodge Jeep Ram			967.50
Samco Business Products	200840	Compatible F/Hew	116.40
Total Samco Business Products			116.40
Save A Lot - Camdenton	11APR2017	HS LS	410-6157 56.02

Board of Education	Check Preview Addendum	May 8, 2017	May 8, 2017
Total Save A Lot - Camdenton			56.02
Schepers Int'l Truck Center, Inc.	T876976	Return	(1,000.00)
Total Schepers Int'l Truck Center, Inc.	T877050	Bus parts	93.91
Schepers Int'l Truck Center, Inc.	T877140	Credit	(194.83)
Total Schepers Int'l Truck Center, Inc.	T877275	EDR/Kit	662.04
Schepers Int'l Truck Center, Inc.	T876749	Credit	(256.81)
Total Schepers Int'l Truck Center, Inc.	T876875	Bus parts	776.22
Schepers Int'l Truck Center, Inc.	T876868	Bus parts	727.85
Total Schepers Int'l Truck Center, Inc.	T878373	Acrrassy	95.70
Schepers Int'l Truck Center, Inc.	T877782	Supplies	104.99
Total Schepers Int'l Truck Center, Inc.	T877575	Bus parts	357.97
Schepers Int'l Truck Center, Inc.	T877613	Bus parts	231.64
Total Schepers Int'l Truck Center, Inc.	C12462	Parts & Labor	140.58
Schepers Int'l Truck Center, Inc.	T879205	Bus parts	172.44
Total Schepers Int'l Truck Center, Inc.	T879487	Bus parts	90.10
Schepers Int'l Truck Center, Inc.	C124150	Parts & Labor	13,758.34
Total Schepers Int'l Truck Center, Inc.	C124376	Parts & Labor	125.00
Schiering, Joseph	3/24/17	Security - Dance	205-6523 80.00
Total Schiering, Joseph			80.00
Schillers	4171522-01	Roland Ink	110-6437 271.41
Total Schillers			271.41
Scholastic Book Fairs	W3700531BF	Book Fair	404-6313 4,196.91
Total Scholastic Book Fairs			4,196.91
Scholastic Inc.	38134648	Customer # 2151014608	408-0459 220.00
Total Scholastic Inc.	38134648	Customer # 2151014608	408-6075 220.00
Scholastic Inc.	38517820	Customer # 2151014608	408-6036 220.00
Total Scholastic Inc.	Cust# 1790131153	Customer # 1790131153	402-0255 41.00
Scholastic Inc.	Cust# 0960710895	Customer # 0960710895	406-5207 162.05
Total Scholastic Inc.			863.05
School Specialty	208118021117	Marker board	408-5927 246.36
Total School Specialty	208118021123	Marker board	408-5927 229.56
School Specialty	208118034661	Supplies	205-4308 102.13
Total School Specialty	308102720620	Supplies	106-6265 207.78

Board of Education	Check Preview Addendum	May 8, 2017	May 8, 2017
Total School Specialty			780.83
Secosh, Stephanie S	4/21/17	Travel reimbursement	34.97
Total Secosh, Stephanie S			34.97
Select Drink and Foods, Inc.	103922	Syrup	403-6095 290.75
Total Select Drink and Foods, Inc.	104240	Credit	403-6095 (12.95)
SFS Pac	W156253	Sanitation & Safety	1,633.05
Total SFS Pac	W156253	Over payment	(1,176.96)
SFS Pac	W158012	Sanitation & Safety	1,633.05
Total SFS Pac			1,633.05
Sheriff, Linda S	4/30/17	Mileage	104.15
Total Sheriff, Linda S			104.15
Shewmaker Auto Parts	478790	Bus parts	10.50
Total Shewmaker Auto Parts			10.50
SHN Productions, LLC	17-015	CD/DVD	404-4848 53.00
Total SHN Productions, LLC	17-034	CD/DVD	403-5612 108.00
SHH Productions, LLC			161.00
Total SHH Productions, LLC	4/8/17	Official/Mileage - Baseball tourn	873-6304 132.00
Sidebottom, Neal			122.00
Total Sidebottom, Neal	4/24/17	Official/Mileage - Baseball	873-6587 122.00
Sidebottom, Neal			378.40
Total Sidebottom, Neal	4/27/17	Official/Mileage - Baseball	873-6686 378.40
Skelton Key & Lock	4/4/17	Keys	18.00
Total Skelton Key & Lock			18.00
SkillsUSA	A19405	Assessments	110-5679 510.00
Total SkillsUSA	A19513	Assessment	110-5679 70.00
SkillsUSA Missouri			520.00
Total SkillsUSA Missouri	1003	District contest fees	110-6510 335.00
Smith Paper & Janitor Supply	625263-1	Carry All	53.90
Total Smith Paper & Janitor Supply			53.90
Smith, Bill	4/28/17	Official - Soccer	873-6778 65.00
Total Smith, Bill			65.00
Smith-Cotton High School	January 28, 2017	Entry fee	105-4591 85.00
Total Smith-Cotton High School			85.00

Board of Education	Check Preview Addendum	May 8, 2017	May 8, 2017
Southern Regional Education Board	11238	SMoehle	110-6256 350.00
Total Southern Regional Education Board	11239	SMarose	110-6256 350.00
Southern Regional Education Board	11354	THadfield	110-6653 3000.00
Total Southern Regional Education Board	11379	Jenkins	110-6653 3000.00
Southern Regional Education Board	11380	LCramer	110-6653 3000.00
Total Southern Regional Education Board	11373	ASchwantes	110-6653 3000.00
Southern Regional Education Board	11370	JOSI	110-6653 4000.00
Total Southern Regional Education Board	10520	Ritnal	110-6653 4000.00
Southern Regional Education Board	16/17-1B CAMMO	Deliverable Services	700-6085 8,250.00
Total Southern Regional Education Board	16/17-1C CAMMO	Deliverable Services	700-6043 8,250.00
Southern Regional Education Board	16/17-3A CAMMO	Deliverable Services	700-6040 44,550.00
Total Southern Regional Education Board			63,750.00
Southway Concrete Construction Co.	4/19/17	Concrete	1,250.00
Total Southway Concrete Construction Co.			1,250.00
Springfield Public Schools	March 28, 2017	Tuition	700-6207 6,953.88
Total Springfield Public Schools			6,953.88
Staples	1784736541	Presentation boards	105-5858 92.96
Total Staples	1784260851	Batteries, etc.	105-5858 86.04
Staples	1794713351	Supplies	110-6204 22.56
Total Staples	1794845891	Writing paper	110-6204 27.59
Staples	32318	Rolling crate	408-0464 40.00
Total Staples			269.15
Staples Advantage	3334689712	Preinked stamp	850-5662 26.99
Total Staples Advantage	3334689711	Supplies	700-5919 28.93
Staples Advantage	3336542938	Black toner	700-6176 143.24
Total Staples Advantage	3336542937	Thank you cards	700-6108 9.99
Staples Advantage	3335964436	Calculator ribbon	700-6108 2.67
Total Staples Advantage			211.82
Steffen, William G	5/2/17	Fingerprint reimbursement	40.30
Total Steffen, William G			40.30
Stuart, Brent D	4/7/17	Mileage	24.91
Total Stuart, Brent D			24.91
Sunburst Digital	INV119376	Wonder starter pack	403-5891 1,014.99
Total Sunburst Digital			1,014.99

Board of Education	Check Preview Addendum	May 8, 2017	May 8, 2017
Sweatt, John R	4/28/17	Mileage - April	89.30
Total Sweatt, John R			89.30
Tan-Tar-A Resort	May 13, 2017	CHS Prom Balance	873-3431 1,350.00
Total Tan-Tar-A Resort	BE0 #: 73,716	Chocolate fountain, Chandeliers	873-6495 400.00
Tan-Tar-A Resort			1,750.00
Total Tan-Tar-A Resort	5933142	Johnny Apples, Nate the Great	106-6419 27.97
Teacher Created Resources			27.97
Total Teacher Created Resources	Estimate #1	Bee Colony	205-6487 240.00
The Bee Team			240.00
Total The Bee Team	1705-8006	Services provided	27.00
The OMNI Group			27.00
Total The OMNI Group	CT00466391	Welcome w/flower	107-5856 84.99
The Simple Stencil			84.99
Total The Simple Stencil	300245	Supplies	810-6282 63.07
therapy Shoppe, Inc.			63.07
Total therapy Shoppe, Inc.	257555	Scheduled Maintenance	1,240.00
Thermal Components Company			1,240.00
Total Thermal Components Company	53331	MiniGrad tassel	408-6373 241.05
Thomas Creative Apparel			141.05
Total Thomas Creative Apparel	6520107804	Bus tires	2,193.76
Tire Centers, LLC			2,193.76
Total Tire Centers, LLC	441018A	Tomatoes	110-5469 50.70
Tomato Growers Supply co			50.70
Total Tomato Growers Supply co	199408	DOT employee screening	291.00
Tomo Drug Testing			240.50
Total Tomo Drug Testing	199409	Onsite student testing	511.00
Tomo Drug Testing			1,042.50
Total Tomo Drug Testing	4/21/17	Travel	65.11
Toops, Josh C			65.11
Total Toops, Josh C	2017-180	Quarterly sampling 1st Q 2017	399.27
Total Water Laboratories, LLC			399.27
Total Total Water Laboratories, LLC	35014	Honor Cords	110-6342 78.10
Trim and Tassels			78.10
Total Trim and Tassels	045-184556	SIS Annual Support	700-6016 10,676.39

Board of Education	Check Preview Addendum	May 8, 2017	May 8, 2017
Total Tyler Technologies Inc.			10,676.39
ULINE	86043631	Safety glasses, earplugs	110-6335 188.42
Total ULINE			188.42
Unifirst Corp - 353954	225 3049308	Uniforms	97.00
Total Unifirst Corp - 353954	225 3050651	Uniforms	97.00
Unifirst Corp - 353954	225 3052025	Uniforms	97.00
Total Unifirst Corp - 353954	225 3047933	Uniforms	108.90
Universal Printing Solutions	120646	Ink	205-6491 899.47
Total Universal Printing Solutions			899.47
Vex Robotics, Inc	217484	Parts	205-6280 397.17
Total Vex Robotics, Inc			397.17
VFW POST 5923	Donation	CHS FBLA Donation	873-6557 3,000.00
Total VFW POST 5923			3,000.00
Wal-Mart - High School	TR# 06203	Nutrition lab	105-6632 19.69
Total Wal-Mart - High School	TR# 01213	Supplies	873-6646 29.41
Wal-Mart - High School	TR# 07921	Supplies	873-6433 1,144.82
Total Wal-Mart - High School			1,189.92
Wal-Mart - LCTC	TR# 01306	Culinary	110-6693 99.43
Total Wal-Mart - LCTC	TR# 08161	FFA Dinner	110-5470 36.67
Wal-Mart - Oak Ridge	TR# 05878	Supplies	404-6674 94.47
Total Wal-Mart - Oak Ridge			94.47
Waynesville High School	5/1/17	Golf at Piney Valley	873-6415 300.00
Total Waynesville High School			200.00
Wells Glass Service, Inc.	19383	Tempered glass	135.00
Total Wells Glass Service, Inc.			135.00
Welly, Ken	April 1, 2017	Bus #43 Repair	65.00
Total Welly, Ken	March 21, 2017	Bus #7 Repair	2,760.00
Welly, Ken	March 22, 2017	Bus #3 Repair	365.00
Total Welly, Ken	March 12, 2017	Bus #19 Repair	425.00
Total Welly, Ken			3,615.00
White, Greg	5/1/17	Official - Baseball	873-6781 120.00
Total White, Greg			120.00

Board of Education Check Preview Addendum May 8, 2017

Wiethop, Denise	3/30/17	Supplies		37.19
Total Wiethop, Denise				37.19
Williams, Chris	4/18/17	Security - Baseball	873-6442	80.00
Williams, Chris	4/13/17	Security - Baseball	873-6443	80.00
Williams, Chris	4/4/17	Security - Baseball	873-6396	80.00
Williams, Chris	4/25/17	Security - Baseball	873-6709	80.00
Williams, Chris	4/28/17	Security - Soccer	873-6707	80.00
Williams, Chris	4/20/17	Security - Soccer	873-6664	80.00
Total Williams, Chris				480.00
Woods Supermarket #477	Trx: 173 - 4/12/17	Cake for ribbon cutting	408-6330	41.69
Woods Supermarket #477	Trx: 115 - 4/10/17	Family night	106-6287	31.74
Total Woods Supermarket #477				73.43
Wright, William	2/20/17	Official - Basketball	873-6671	110.00
Wright, William	1/21/17	Official/Mileage - Basketball	873-6672	165.00
Total Wright, William				275.00
Yellow Dog Networks	9173	Aruba 1 year license	700-6427	6,480.00
Total Yellow Dog Networks				6,480.00
Grand Total				426,293.06

DRAFT

Monthly Financial Report

	Incidental	Teachers	Capital Projects	Bond/Lease	Sub Total	Debt Service	Total All Funds	Med. SI Acct
April Opening Balance	\$ 17,975,332.11	\$ 9,706,386.65	\$ 3,332,662.20	\$ 1,347,869.47	\$ 32,362,250.43	\$ 3,086,300.42	\$ 35,448,550.85	\$ 1,081,376.12
April								
2017 Ending Balance	\$ 17,026,335.91	\$ 8,630,192.79	\$ 3,361,993.29	\$ 1,342,489.27	\$ 30,361,011.26	\$ 3,181,630.80	\$ 33,542,642.06	\$ 1,119,831.46
2016 Ending Balance	\$ 17,210,504.67	\$ 7,984,559.65	\$ 3,561,948.71	\$ 2,300,421.47	\$ 31,057,434.50	\$ 3,764,252.68	\$ 34,821,687.18	\$ 1,204,152.02
2015 Ending Balance	\$ 17,048,344.47	\$ 8,038,834.45	\$ 4,921,679.34	\$ 9,962,638.19	\$ 39,971,496.45	\$ 2,927,381.57	\$ 42,898,878.02	\$ 1,592,206.73
2014 Ending Balance	\$ 18,038,826.91	\$ 6,485,305.33	\$ 5,596,872.86	\$ 24,511,460.37	\$ 54,632,465.47	\$ 2,360,582.43	\$ 56,993,047.90	\$ 1,385,131.96
2013 Ending Balance	\$ 18,199,197.00	\$ 6,858,869.00	\$ 3,785,279.00	\$ 1,760,162.00	\$ 30,603,507.00	\$ 1,684,930.00	\$ 32,288,437.00	\$ 1,881,034.00
2012 Ending Balance	\$ 17,787,067.00	\$ 4,573,880.00	\$ 5,053,549.00	\$ 1,737,682.00	\$ 29,152,178.00	\$ 1,696,241.00	\$ 30,848,419.00	\$ 2,040,205.00
2011 Ending Balance	\$ 14,596,345.00	\$ 5,363,017.00	\$ 5,487,078.00	\$ 1,498,949.00	\$ 26,945,389.00	\$ 1,451,197.00	\$ 28,396,586.00	\$ 1,272,477.00
2010 Ending Balance	\$ 14,187,472.00	\$ 5,640,370.00	\$ 4,817,229.00	\$ 1,748,941.00	\$ 26,394,012.00	\$ 1,574,465.00	\$ 27,968,477.00	\$ 1,069,997.00
2009 Ending Balance	\$ 14,368,858.00	\$ 5,989,852.00	\$ 3,354,365.00	\$ 1,619,596.00	\$ 25,332,671.00	\$ 1,498,701.00	\$ 26,831,372.00	\$ 1,521,756.00
2008 Ending Balance	\$ 13,544,034.00	\$ 5,617,144.00	\$ 3,309,922.00	\$ 1,603,699.00	\$ 24,074,799.00	\$ 1,379,159.00	\$ 25,453,958.00	\$ 1,991,082.00
2007 Ending Balance	\$ 14,294,378.00	\$ 3,068,345.00	\$ 2,458,238.00	\$ 1,259,391.00	\$ 21,080,352.00	\$ 1,465,878.00	\$ 22,546,230.00	\$ 2,984,646.00
2006 Ending Balance	\$ 11,860,545.00	\$ 3,248,817.00	\$ 1,691,874.00	\$ 1,114,512.00	\$ 17,915,748.00	\$ 1,154,981.00	\$ 19,070,729.00	\$ 2,384,039.00
April								
2017 Receipts	\$ 691,071.26	\$ 1,129,981.75	\$ 178,246.97	\$ 894.80	\$ 2,000,194.78	\$ 95,630.38	\$ 2,095,825.16	\$ 403,850.72
2016 Receipts	\$ 846,549.82	\$ 1,297,246.65	\$ 295,809.92	\$ 973.28	\$ 2,440,579.67	\$ 50,589.56	\$ 2,491,169.23	\$ 410,086.51
2015 Receipts	\$ 838,662.07	\$ 1,159,783.34	\$ 16,701.17	\$ 320.83	\$ 2,015,467.41	\$ 33,309.13	\$ 2,048,776.54	\$ 393,884.24
2014 Receipts	\$ 626,877.56	\$ 1,000,530.79	\$ 13,497.21	\$ 22,000,458.21	\$ 23,641,363.77	\$ 27,964.74	\$ 23,669,328.51	\$ 447,276.51
2013 Receipts	\$ 697,627.00	\$ 1,205,326.00	\$ 5,687.00	\$ 12,659.00	\$ 1,921,299.00	\$ 20,938.00	\$ 1,942,237.00	\$ 500,170.00
2012 Receipts	\$ 641,007.00	\$ 1,176,531.00	\$ 4,810.00	\$ 14,430.00	\$ 1,836,778.00	\$ 18,066.00	\$ 1,854,844.00	\$ 374,347.00
2011 Receipts	\$ 611,744.00	\$ 991,147.00	\$ 62,341.00	\$ 15,585.00	\$ 1,680,817.00	\$ 18,421.00	\$ 1,699,238.00	\$ 495,157.00
2010 Receipts	\$ 678,118.00	\$ 1,158,966.00	\$ 68,789.00	\$ 16,136.00	\$ 1,922,009.00	\$ 21,781.00	\$ 1,943,790.00	\$ 519,393.00
2009 Receipts	\$ 574,742.00	\$ 991,787.00	\$ 39,433.00	\$ 12,452.00	\$ 1,618,414.00	\$ 18,151.00	\$ 1,636,565.00	\$ 315,447.00
2008 Receipts	\$ 577,242.00	\$ 1,104,725.00	\$ 55,281.00	\$ 19,423.00	\$ 1,756,671.00	\$ 22,773.00	\$ 1,779,444.00	\$ 349,616.00
2007 Receipts	\$ 755,056.00	\$ 792,949.00	\$ 44,229.00	\$ 18,955.00	\$ 1,611,189.00	\$ 22,785.00	\$ 1,633,974.00	\$ 286,379.00
2006 Receipts	\$ 1,042,187.00	\$ 625,363.00	\$ 23,083.00	\$ 14,148.00	\$ 1,704,781.00	\$ 21,022.00	\$ 1,725,803.00	\$ 285,403.00
April								
2017 Expenditures	\$ 1,540,067.46	\$ 2,206,175.61	\$ 148,915.88	\$ 6,275.00	\$ 3,901,433.95	\$ 300.00	\$ 3,901,733.95	\$ 465,395.38
2016 Expenditures	\$ 1,467,701.46	\$ 2,167,972.76	\$ 17,523.59	\$ 621,521.62	\$ 4,274,719.43	\$ 300.00	\$ 4,275,019.43	\$ 531,497.25
2015 Expenditures	\$ 1,457,418.79	\$ 2,138,278.23	\$ 28,747.46	\$ 986,645.86	\$ 4,611,090.34	\$ 600.00	\$ 4,611,690.34	\$ 315,686.43
2014 Expenditures	\$ 1,391,490.72	\$ 2,083,425.19	\$ 18,807.41	\$ 666,320.47	\$ 4,160,043.79	\$ 300.00	\$ 4,160,343.79	\$ 372,427.54
2013 Expenditures	\$ 1,317,506.00	\$ 2,025,701.00	\$ 156,498.00	\$ 886,050.00	\$ 4,385,755.00	\$ -	\$ 4,385,755.00	\$ 450,471.00
2012 Expenditures	\$ 1,225,679.00	\$ 1,987,310.00	\$ (7.00)	\$ -	\$ 3,212,982.00	\$ -	\$ 3,212,982.00	\$ 278,377.00
2011 Expenditures	\$ 1,220,653.00	\$ 1,938,435.00	\$ 250,305.00	\$ -	\$ 3,409,393.00	\$ -	\$ 3,409,393.00	\$ 303,906.00
2010 Expenditures	\$ 1,360,386.00	\$ 1,927,863.00	\$ 721,166.00	\$ -	\$ 4,009,415.00	\$ 20.00	\$ 4,009,435.00	\$ 672,385.00
2009 Expenditures	\$ 1,253,052.00	\$ 1,848,335.00	\$ 68,113.00	\$ -	\$ 3,169,500.00	\$ -	\$ 3,169,500.00	\$ 654,678.00
2008 Expenditures	\$ 1,084,601.00	\$ 1,765,749.00	\$ 6,288.00	\$ -	\$ 2,856,638.00	\$ 62,647.00	\$ 2,919,285.00	\$ 346,773.00
2007 Expenditures	\$ 1,001,547.00	\$ 1,622,210.00	\$ 414,349.00	\$ -	\$ 3,038,106.00	\$ -	\$ 3,038,106.00	\$ 191,870.00
2006 Expenditures	\$ 1,160,202.00	\$ 1,402,719.00	\$ 64,076.00	\$ -	\$ 2,626,997.00	\$ -	\$ 2,626,997.00	\$ 147,109.00

YTD								
2017 Receipts	\$ 19,835,392.39	\$ 22,956,319.32	\$ 1,708,896.51	\$ 8,196.16	\$ 44,508,604.38	\$ 12,612,415.73	\$ 57,121,020.11	\$ 3,701,441.80
2016 Receipts	\$ 19,506,426.46	\$ 22,629,047.66	\$ 896,291.88	\$ 6,045.91	\$ 43,037,811.91	\$ 3,475,127.40	\$ 46,512,939.31	\$ 3,698,689.78
2015 Receipts	\$ 19,125,317.99	\$ 22,032,114.80	\$ 586,333.61	\$ 5,110.49	\$ 41,748,876.89	\$ 3,418,128.95	\$ 45,167,005.84	\$ 3,446,989.58
2014 Receipts	\$ 17,496,678.84	\$ 21,379,603.26	\$ 1,657,801.64	\$ 27,104,617.03	\$ 67,638,900.77	\$ 3,311,062.65	\$ 70,949,963.42	\$ 3,958,775.12
2013 Receipts	\$ 18,746,449.00	\$ 21,802,627.00	\$ 658,117.00	\$ 1,464,842.00	\$ 42,672,035.00	\$ 2,158,450.00	\$ 44,830,485.00	\$ 3,898,708.00
2012 Receipts	\$ 17,881,549.00	\$ 21,066,556.00	\$ 582,446.00	\$ 1,747,341.00	\$ 41,257,892.00	\$ 2,232,675.00	\$ 43,490,567.00	\$ 3,236,369.00
2011 Receipts	\$ 14,978,696.00	\$ 21,614,646.00	\$ 4,467,453.00	\$ 1,116,864.00	\$ 42,177,659.00	\$ 1,785,884.00	\$ 43,963,543.00	\$ 3,467,239.00
2010 Receipts	\$ 15,312,416.00	\$ 21,580,871.00	\$ 4,339,247.00	\$ 1,213,616.00	\$ 42,446,150.00	\$ 1,789,462.00	\$ 44,235,612.00	\$ 3,335,168.00
2009 Receipts	\$ 14,652,553.00	\$ 21,518,621.00	\$ 4,036,799.00	\$ 1,274,778.00	\$ 41,482,751.00	\$ 1,757,096.00	\$ 43,239,847.00	\$ 2,974,141.00
2008 Receipts	\$ 14,233,377.00	\$ 20,267,411.00	\$ 4,417,851.00	\$ 1,537,332.00	\$ 40,455,971.00	\$ 1,918,807.00	\$ 42,374,778.00	\$ 2,650,590.00
2007 Receipts	\$ 15,354,436.00	\$ 16,646,220.00	\$ 3,288,693.00	\$ 1,302,298.00	\$ 36,591,647.00	\$ 1,839,662.00	\$ 38,431,309.00	\$ 2,529,453.00
2006 Receipts	\$ 16,957,197.00	\$ 14,740,738.00	\$ 2,106,705.00	\$ 1,291,208.00	\$ 35,095,848.00	\$ 1,721,279.00	\$ 36,817,127.00	\$ 2,521,841.00
YTD								
2017 Expenditures	\$ 14,719,341.24	\$ 18,181,747.80	\$ 1,874,683.98	\$ 877,950.72	\$ 35,653,723.74	\$ 13,256,621.67	\$ 48,910,345.41	\$ 4,449,515.81
2016 Expenditures	\$ 15,095,133.31	\$ 17,965,549.94	\$ 2,353,360.23	\$ 9,864,833.20	\$ 45,278,876.68	\$ 2,692,010.00	\$ 47,970,886.68	\$ 4,665,462.15
2015 Expenditures	\$ 14,088,389.58	\$ 17,482,153.24	\$ 1,958,220.76	\$ 11,826,639.13	\$ 45,355,402.71	\$ 2,759,714.17	\$ 48,115,116.88	\$ 3,822,098.76
2014 Expenditures	\$ 13,408,281.73	\$ 17,130,141.45	\$ 1,544,616.56	\$ 2,593,356.66	\$ 34,676,396.40	\$ 2,676,990.94	\$ 37,353,387.34	\$ 4,432,926.21
2013 Expenditures	\$ 13,049,037.00	\$ 16,811,585.00	\$ 1,656,931.00	\$ 1,502,354.00	\$ 33,019,907.00	\$ 2,219,476.00	\$ 35,239,383.00	\$ 4,605,381.00
2012 Expenditures	\$ 12,824,731.00	\$ 16,495,884.00	\$ 1,041,769.00	\$ 1,557,958.00	\$ 31,920,342.00	\$ 2,029,327.00	\$ 33,949,669.00	\$ 3,058,048.00
2011 Expenditures	\$ 12,521,130.00	\$ 16,251,638.00	\$ 3,419,883.00	\$ 1,457,582.00	\$ 33,650,233.00	\$ 1,945,826.00	\$ 35,596,059.00	\$ 3,653,303.00
2010 Expenditures	\$ 13,086,092.00	\$ 16,247,563.00	\$ 3,242,462.00	\$ 1,408,245.00	\$ 33,984,362.00	\$ 1,754,851.00	\$ 35,739,213.00	\$ 4,148,724.00
2009 Expenditures	\$ 12,210,250.00	\$ 15,528,490.00	\$ 3,485,738.00	\$ 1,330,393.00	\$ 32,554,871.00	\$ 1,699,635.00	\$ 34,254,506.00	\$ 3,900,933.00
2008 Expenditures	\$ 11,869,859.00	\$ 14,650,265.00	\$ 4,497,874.00	\$ 1,248,153.00	\$ 32,266,151.00	\$ 2,069,876.00	\$ 34,336,027.00	\$ 3,257,453.00
2007 Expenditures	\$ 10,142,622.00	\$ 13,577,876.00	\$ 2,428,858.00	\$ 1,188,263.00	\$ 27,337,619.00	\$ 1,588,125.00	\$ 28,925,744.00	\$ 2,393,277.00
2006 Expenditures	\$ 11,569,202.00	\$ 11,491,921.00	\$ 1,747,686.00	\$ 1,152,717.00	\$ 25,961,526.00	\$ 1,977,559.00	\$ 27,939,085.00	\$ 2,301,015.00

Pledged Securities

Bank	Deposit Balance	FDIC Insurance	Balance	Securities Pledged	Amt Under/Over Collateralized
Central Bank	\$7,823,148.73	\$250,000.00	\$7,573,148.73	\$8,836,665.70	\$1,263,516.97

DRAFT

**2016-2017 MONTHLY
FINANCIAL STATEMENT**

JULY 2016 FINANCIAL STATEMENT Medical Self-Insurance Account				
Beginning Bal.	Revenues Received		Expenditures	Ending Bal.
	<i>Premiums</i>	\$75,494.14	<i>Fixed Premium</i>	\$83,689.48
	<i>COBRA</i>	\$1,289.10	<i>Claims</i>	\$344,407.25
	<i>Interest</i>	\$12.23	<i>Overpay/Refund</i>	\$610.44
	<i>Reimb/Void Ck.</i>	\$135.44	<i>Sv. Chg./NSF Chks</i>	\$127.40
	<i>Stop Loss Reimb.</i>	\$134,388.44	<i>ACA fees</i>	\$0.00
\$1,567,905.47		\$211,319.35		\$428,834.57
				\$1,350,390.25

AUGUST 2016 FINANCIAL STATEMENT Medical Self-Insurance Account				
Beginning Bal.	Revenues Received		Expenditures	Ending Bal.
	<i>Premiums</i>	\$111,448.55	<i>Fixed Premium</i>	\$80,726.50
	<i>COBRA</i>	\$643.66	<i>Claims</i>	\$365,343.13
	<i>Interest</i>	\$10.07	<i>Overpay/Refund</i>	-\$475.00
	<i>Reimb/Void Ck.</i>	\$11,713.87	<i>Sv. Chg./NSF Chks</i>	\$135.25
	<i>Stop Loss Reimb.</i>	\$31,919.20	<i>ACA fees</i>	\$0.00
\$1,350,390.25		\$155,735.35		\$445,729.88
				\$1,060,395.72

SEPTEMBER 2016 FINANCIAL STATEMENT Medical Self-Insurance Account				
Beginning Bal.	Revenues Received		Expenditures	Ending Bal.
	<i>Premiums</i>	\$475,541.35	<i>Fixed Premium</i>	\$80,372.86
	<i>COBRA</i>	\$643.66	<i>Claims</i>	\$372,632.37
	<i>Interest</i>	\$0.00	<i>Overpay/Refund</i>	\$0.00
	<i>Reimb/Void Ck.</i>	\$0.00	<i>Sv. Chg./NSF Chks</i>	\$113.40
	<i>Stop Loss Reimb.</i>	\$39,771.55	<i>ACA fees</i>	\$0.00
\$1,060,395.72		\$515,956.56		\$453,118.63
				\$1,123,233.65

\$100,000 was transferred back into medical account. It is included under the "Premiums".

JANUARY 2017 FINANCIAL STATEMENT Medical Self-Insurance Account				
Beginning Bal.	Revenues Received		Expenditures	Ending Bal.
	<i>Premiums</i>	\$392,480.00	<i>Fixed Premium</i>	\$82,072.68
	<i>COBRA</i>	\$3,824.91	<i>Claims</i>	\$357,500.26
	<i>Interest</i>	\$87.87	<i>Overpay/Refund</i>	\$450.00
	<i>Reimb/Void Ck.</i>	\$0.00	<i>Sv. Chg./NSF Chks</i>	\$0.00
	<i>Stop Loss Reimb.</i>	\$54,079.19	<i>ACA fees</i>	\$0.00
\$1,118,327.30		\$450,471.97		\$440,022.94
				\$1,128,776.33

FEBRUARY 2017 FINANCIAL STATEMENT Medical Self-Insurance Account				
Beginning Bal.	Revenues Received		Expenditures	Ending Bal.
	<i>Premiums</i>	\$397,366.24	<i>Fixed Premium</i>	\$82,741.71
	<i>COBRA</i>	\$4,059.94	<i>Claims</i>	\$248,097.95
	<i>Interest</i>	\$92.46	<i>Overpay/Refund</i>	\$0.00
	<i>Reimb/Void Ck.</i>	\$13,752.08	<i>Sv. Chg./NSF Chks</i>	\$0.00
	<i>Stop Loss Reimb.</i>	\$35,939.64	<i>ACA fees</i>	\$0.00
\$1,128,776.33		\$451,210.36		\$330,839.66
				\$1,249,147.03

MARCH 2017 FINANCIAL STATEMENT Medical Self-Insurance Account				
Beginning Bal.	Revenues Received		Expenditures	Ending Bal.
	<i>Premiums</i>	\$395,981.24	<i>Fixed Premium</i>	\$82,922.59
	<i>COBRA</i>	\$3,173.25	<i>Claims</i>	\$505,269.05
	<i>Interest</i>	\$98.93	<i>Overpay/Refund</i>	\$0.00
	<i>Reimb/Void Ck.</i>	\$0.00	<i>Sv. Chg./NSF Chks</i>	\$0.00
	<i>Stop Loss Reimb.</i>	\$21,167.31	<i>ACA fees</i>	\$0.00
\$1,249,147.03		\$420,420.73		\$588,191.64
				\$1,081,376.12

OCTOBER 2016 FINANCIAL STATEMENT Medical Self-Insurance Account				
Beginning Bal.	Revenues Received		Expenditures	Ending Bal.
	<i>Premiums</i>	\$486,150.00	<i>Fixed Premium</i>	\$79,649.34
	<i>COBRA</i>	\$5,355.26	<i>Claims</i>	\$303,030.51
	<i>Interest</i>	\$42.87	<i>Overpay/Refund</i>	\$0.00
	<i>Reimb/Void Ck.</i>	\$0.00	<i>Sv. Chg./NSF Chks</i>	\$0.00
	<i>Stop Loss Reimb.</i>	\$0.00	<i>ACA fees</i>	\$0.00
\$1,123,233.65		\$491,548.13		\$382,679.85
				\$1,232,101.93

\$100,000 was transferred back into medical account. It is included under the "Premiums".

NOVEMBER 2016 FINANCIAL STATEMENT Medical Self-Insurance Account				
Beginning Bal.	Revenues Received		Expenditures	Ending Bal.
	<i>Premiums</i>	\$390,955.00	<i>Fixed Premium</i>	\$81,739.68
	<i>COBRA</i>	\$4,529.51	<i>Claims</i>	\$364,044.39
	<i>Interest</i>	\$41.11	<i>Overpay/Refund</i>	\$0.00
	<i>Reimb/Void Ck.</i>	\$10,324.68	<i>Sv. Chg./NSF Chks</i>	\$107.35
	<i>Stop Loss Reimb.</i>	\$1,031.55	<i>ACA fees</i>	\$0.00
\$1,232,101.93		\$406,881.85		\$445,891.42
				\$1,193,092.36

DECEMBER 2016 FINANCIAL STATEMENT Medical Self-Insurance Account				
Beginning Bal.	Revenues Received		Expenditures	Ending Bal.
	<i>Premiums</i>	\$391,040.00	<i>Fixed Premium</i>	\$82,756.09
	<i>COBRA</i>	\$2,626.14	<i>Claims</i>	\$386,055.75
	<i>Interest</i>	\$40.33	<i>Overpay/Refund</i>	\$0.00
	<i>Reimb/Void Ck.</i>	\$0.00	<i>Sv. Chg./NSF Chks</i>	\$0.00
	<i>Stop Loss Reimb.</i>	\$340.31	<i>ACA fees</i>	\$0.00
\$1,193,092.36		\$394,046.78		\$468,811.84
				\$1,118,327.30

APRIL 2017 FINANCIAL STATEMENT Medical Self-Insurance Account				
Beginning Bal.	Revenues Received		Expenditures	Ending Bal.
	<i>Premiums</i>	\$497,145.00	<i>Fixed Premium</i>	\$82,951.35
	<i>COBRA</i>	\$5,623.17	<i>Claims</i>	\$382,444.03
	<i>Interest</i>	\$96.53	<i>Overpay/Refund</i>	\$0.00
	<i>Reimb/Void Ck.</i>	\$0.00	<i>Sv. Chg./NSF Chks</i>	\$0.00
	<i>Stop Loss Reimb.</i>	\$986.02	<i>ACA fees</i>	\$0.00
\$1,081,376.12		\$503,850.72		\$465,395.38
				\$1,119,831.46

\$100,000 was transferred back into medical account. It is included under the "Premiums".

2016-2017 School Year-to-Date (July 1 – April 30)			
<i>*Premiums</i>	\$3,613,601.52	<i>Fixed Premium</i>	\$819,622.28
<i>COBRA</i>	\$31,768.60	<i>Claims</i>	\$3,628,824.69
<i>Interest</i>	\$522.40	<i>Overpay/Refund</i>	\$585.44
<i>Reimb/Void Ck</i>	\$35,926.07	<i>Sv. Chg./NSF Chks</i>	\$483.40
<i>Stop Loss Reimb.</i>	\$319,623.21	<i>ACA fees</i>	\$0.00
Revenue Totals	\$4,001,441.80	Expenditure Totals	\$4,449,515.81

CLAIMS	16-17 Med-Pay	15-16 Med-Pay	14-15 Med-Pay	13-14 Med-Pay	12-13 Med-Pay	11-12 Med-Pay	10-11 Med-Pay	09-10 Med-Pay	08-09 Med-Pay	07-08 Med-Pay	06-07 Med-Pay
July	\$344,407.25	\$250,315.16	\$219,315.25	\$263,361.32	\$283,611.71	\$168,985.39	\$287,494.22	\$427,698.06	\$400,005.10	\$375,122.92	\$170,342.46
August	\$365,343.13	\$399,750.39	\$444,780.89	\$315,541.80	\$408,976.99	\$278,743.46	\$350,511.96	\$499,214.99	\$325,691.66	\$325,523.23	\$292,877.95
September	\$372,632.37	\$409,377.64	\$257,836.80	\$610,700.44	\$297,969.21	\$196,355.63	\$281,166.96	\$159,283.29	\$227,522.56	\$171,598.80	\$177,547.88
October	\$303,030.51	\$417,161.04	\$301,019.48	\$383,327.05	\$369,519.56	\$153,415.65	\$305,672.28	\$270,695.04	\$188,889.41	\$280,051.14	\$203,034.06
November	\$364,044.39	\$342,910.41	\$175,137.59	\$298,086.82	\$281,331.80	\$230,438.11	\$287,238.73	\$228,018.13	\$496,053.93	\$262,066.34	\$173,262.57
December	\$386,055.75	\$257,660.75	\$303,748.68	\$438,077.43	\$344,447.92	\$263,849.58	\$253,818.66	\$315,072.19	\$355,010.03	\$224,715.26	\$227,712.73
January	\$357,500.26	\$395,344.80	\$267,267.57	\$530,197.02	\$640,607.35	\$324,307.75	\$295,383.46	\$401,218.11	\$323,193.62	\$347,811.13	\$289,925.16
February	\$248,097.95	\$202,448.47	\$380,636.79	\$253,495.18	\$335,319.29	\$309,115.12	\$158,984.63	\$382,084.19	\$288,437.52	\$223,255.51	\$170,715.55
March	\$505,269.05	\$572,480.74	\$415,021.71	\$341,882.88	\$542,822.33	\$288,183.00	\$645,113.36	\$355,349.54	\$261,119.46	\$327,659.47	\$165,512.88
April	\$382,444.03	\$451,517.17	\$240,533.20	\$298,895.37	\$377,751.83	\$209,003.76	\$250,777.23	\$623,165.38	\$611,927.60	\$304,963.31	\$155,347.87
May		\$333,831.14	\$304,562.43	\$410,141.08	\$528,231.95	\$293,487.96	\$210,957.88	\$330,653.24	\$281,544.76	\$195,502.35	\$161,885.14
June		\$548,264.03	\$311,420.92	\$437,341.00	\$755,193.69	\$394,830.02	\$279,578.73	\$570,849.67	\$627,090.46	\$347,913.00	\$166,397.33

*04-05 Jan. included \$330,159.26 which was pd by Stop Loss. Claims were \$270,197.65 that we pd.

ENDING BAL.	16-17 Med-Pay	15-16 Med-Pay	14-15 Med-Pay	13-14 Med-Pay	12-13 Med-Pay	11-12 Med-Pay	10-11 Med-Pay	09-10 Med-Pay	08-09 Med-Pay	07-08 Med-Pay
July	\$1,350,390.25	\$1,977,054.64	\$1,813,273.33	\$2,099,348.12	\$2,342,401.12	\$1,778,463.34	\$1,290,123.31	\$1,519,208.40	\$2,219,251.64	\$2,247,901.71
August	\$1,060,395.72	\$1,561,930.16	\$1,498,288.84	\$1,826,664.27	\$2,020,500.95	\$1,555,840.66	\$1,068,654.63	\$1,084,739.74	\$1,943,307.87	\$1,972,318.12
September	\$1,123,233.65	\$1,521,412.94	\$1,543,411.31	\$1,514,176.69	\$2,018,458.75	\$1,656,465.73	\$1,084,561.66	\$1,223,531.50	\$1,983,836.00	\$2,061,260.27
October	\$1,232,101.93	\$1,439,924.57	\$1,563,378.83	\$1,439,070.74	\$1,944,978.04	\$1,849,342.69	\$1,086,260.23	\$1,380,986.96	\$2,069,605.93	\$2,040,015.95
November	\$1,193,168.71	\$1,418,629.65	\$1,699,055.80	\$1,444,264.45	\$1,970,544.15	\$1,916,054.51	\$1,118,232.16	\$1,437,355.85	\$1,881,910.94	\$2,035,990.32
December	\$1,118,327.30	\$1,426,241.74	\$1,638,033.60*	\$1,188,377.89	\$1,923,248.19	\$1,947,829.81	\$1,182,695.03	\$1,407,949.09	\$1,801,549.29	\$2,071,788.95
January	\$1,129,226.33	\$1,432,841.84	\$1,679,906.90	\$1,127,127.13	\$1,504,828.88	\$1,932,663.64	\$1,242,822.18	\$1,291,254.88	\$1,750,245.27	\$1,987,174.73
February	\$1,249,147.03	\$1,554,529.47	\$1,618,079.18	\$1,318,863.10	\$1,803,485.61	\$1,921,673.92	\$1,409,517.93	\$1,192,724.07	\$1,776,115.70	\$1,939,554.54
March	\$1,081,376.12	\$1,325,562.76	\$1,514,008.92	\$1,310,282.99	\$1,791,335.63	\$1,943,934.31	\$1,081,226.00	\$1,222,988.32	\$1,860,988.26	\$1,988,239.08
April	\$1,119,831.46	\$1,204,152.02	\$1,592,206.73	\$1,385,131.96	\$1,881,033.82	\$2,040,436.96	\$1,272,477.12	\$1,069,996.72	\$1,521,756.36	\$1,991,081.99
May		\$1,192,517.98	\$1,602,054.68	\$1,274,603.55	\$1,680,562.96	\$1,979,020.73	\$1,318,582.01	\$1,204,401.70	\$1,545,804.73	\$2,068,391.30
June		\$1,567,905.47	\$2,170,924.39	\$1,767,315.91	\$1,859,283.05	\$2,587,708.04	\$1,861,584.09	\$1,458,538.89	\$1,883,552.42	\$2,448,550.87

July 1, 2007 we transferred \$1,000,000.00 out of Medical Account per Ron Hendricks. July 1, 2014 \$200,000.00 transferred back into Medical Account per Dr. Tim Hadfield.

*December 2014 was the first annual ACA Fee of \$69,005.79 (\$63 per covered life); Sept. 2016 \$100,000 and Oct. 2016 \$100,000 was transferred back into Medical Account per Dr. Tim Hadfield. April 2017 \$100,000 was transferred back into the Medical Account per Dr. Tim Hadfield.

CLAIMS	05-06 Med-Pay	04-05 Med-Pay	03-04 Med-Pay
July	\$321,334.42	\$133,185.69	\$ 27,756.09
August	\$193,063.00	\$159,151.40	\$123,263.78
September	\$208,795.27	\$160,373.47	\$329,978.42
October	\$201,555.02	\$138,418.35	\$178,931.74
November	\$172,064.09	\$149,008.84	\$259,307.29
December	\$203,068.55	\$192,828.60	\$245,001.81
January	\$150,889.30	\$600,356.91*	\$200,497.18
February	\$238,954.33	\$202,519.30	\$155,762.54
March	\$150,227.03	\$213,795.04	\$151,813.65
April	\$112,346.51	\$145,756.34	\$169,280.63
May	\$198,171.03	\$326,388.68	\$125,881.05
June	\$210,294.04	\$307,724.92	\$238,590.03

ENDING BAL.	06-07 Med-Pay	05-06 Med-Pay	04-05 Med-Pay	03-04 Med-Pay
July	\$2,743,175.51	\$1,990,479.12	\$1,405,052.13	\$732,281.15
August	\$2,516,667.11	\$1,844,329.10	\$1,293,874.89	\$652,166.64
September	\$2,591,203.84	\$1,876,376.20	\$1,412,907.63	\$604,225.16
October	\$2,647,375.12	\$1,922,364.82	\$1,546,279.68	\$752,563.91
November	\$2,725,325.48	\$1,997,768.23	\$1,587,513.47	\$727,790.43
December	\$2,751,330.33	\$2,043,557.19	\$1,641,944.28	\$719,625.14
January	\$2,719,007.58	\$2,139,116.83	\$1,621,403.72	\$752,419.67
February	\$2,803,867.63	\$2,148,965.93	\$1,668,769.75	\$827,471.99
March	\$2,890,136.79	\$2,245,745.08	\$1,735,650.63	\$914,136.08
April	\$2,984,645.73	\$2,384,039.28	\$1,861,600.57	\$975,544.29
May	\$3,077,731.48	\$2,436,022.30	\$1,796,353.55	\$1,088,051.57
June	\$3,597,945.49*	\$2,848,470.13	\$2,163,214.87	\$1,503,987.81

Health Insurance Comparison

	2016-17	2015-16	2014-15	2013-14	2012-13	2011-12	2010-11	2009-10	2008-09	2007-08	2006-07	2005-06	2004-05	2003-04
Single Coverage	389	392	403	408	419	415	394	386	361	348	346	341	328	344
Family Coverage	249	237	226	221	213	200	219	213	213	188	185	185	194	207
Total Covered	638	629	629	629	632	615	613	599	574	536	531	526	522	551
Specific Deductible	\$95,000.00	\$95,000.00	\$95,000.00	\$90,000.00	\$90,000.00	\$85,000.00	\$85,000.00	\$85,000.00	\$85,000.00	\$85,000.00	\$85,000.00	\$75,000.00	\$75,000.00	\$60,000.00
Single Specific Premium	\$66.75	\$63.62	\$60.49	\$60.39	\$60.39	\$57.33	\$37.23	\$32.19	\$27.50	\$27.05	\$24.78	\$25.45	\$21.05	\$27.24
Family Specific Premium	\$150.00	\$142.75	\$136.21	\$136.21	\$136.21	\$129.38	\$101.55	\$88.47	\$73.41	\$74.18	\$67.68	\$69.00	\$53.49	\$69.05
Aggregate Premium	\$6.38	\$6.38	\$6.38	\$6.38	\$6.38	\$4.50	\$3.38	\$3.38	\$2.82	\$2.80	\$2.70	\$3.25	\$2.78	\$2.97
Pre-certification Fee	\$1.00	\$1.00	\$1.00	\$1.00	\$1.00	\$2.00	\$2.00	\$2.00	\$2.00	\$2.00	\$2.00	\$1.75	\$1.75	\$1.75
Single Administration Fee	\$13.50	\$13.50	\$12.50	\$12.50	\$12.50	\$12.50	\$12.50	\$12.50	\$12.50	\$12.50	\$12.50	\$11.00	\$11.00	\$10.00
Family Administration Fee	\$13.50	\$13.50	\$12.50	\$12.50	\$12.50	\$12.50	\$12.50	\$12.50	\$12.50	\$12.50	\$12.50	\$11.00	\$11.00	\$10.00
COBRA/HIPAA Administration	\$1.00	\$1.00	\$1.00	\$1.00	\$1.00	\$1.00	\$1.00	\$1.00	\$1.00	\$1.00	\$1.00	\$0.75	\$0.75	\$0.75
PPO Access Fee	\$7.00	\$7.00	\$7.00	\$7.00	\$7.00	\$7.00	\$8.00	\$8.00	\$8.00	\$7.75	\$4.90	\$3.10	\$3.10	\$3.10
Broker Fee	\$1,000.00	\$1,000.00	\$1,000.00	\$1,000.00	\$1,000.00	\$1,000.00	\$8.00	\$8.00	\$8.00	\$8.00	\$2.00	\$3.00	\$3.00	\$4.00
Expected Monthly Premium	\$83,017.19	\$78,194.31	\$73,955.45	\$72,039.03	\$71,696.14	\$66,757.13	\$53,998.51	\$42,969.57	\$41,245.51	\$38,394.04	\$34,422.78	\$33,462.55	\$28,963.82	\$34,111.96
Total Revenues	\$3,497,591.08	\$5,103,674.22	\$4,990,180.78	\$5,335,659.85	\$5,304,474.38	\$4,610,591.09	\$4,708,072.76	\$4,723,366.06	\$4,329,725.36	\$3,727,807.79	\$3,543,867.14	\$3,514,365.90	\$3,755,002.47	\$3,484,840.43
Total Expenditures	\$3,984,120.43	\$5,706,693.14	\$4,586,572.30	\$5,427,626.99	\$6,032,899.37	\$3,884,467.24	\$4,305,027.56	\$5,148,379.59	\$4,894,723.81	\$3,877,202.41	\$3,794,391.78	\$2,829,109.95	\$3,095,775.41	\$2,705,374.53
Difference	(\$486,529.35)	(\$603,018.92)	\$403,608.48	(\$91,967.14)	(\$728,424.99)	\$726,123.85	\$403,045.20	(\$425,013.53)	(\$564,998.45)	(\$149,394.62)	(\$250,524.64)	\$685,255.95	\$659,227.06	\$779,465.90
Interest Earned	\$425.87	\$151.92	\$163.77	\$191.47	\$963.57	\$952.34	\$1,081.45	\$953.89	\$16,944.36	\$73,156.12	\$148,964.10	\$92,267.51	\$35,961.73	\$498.32
Rx Costs	\$812,703.59	\$1,019,723.00	\$892,510.97	\$763,382.14	\$611,630.01	\$645,612.28	\$682,249.55	\$603,829.35	\$505,895.12	\$579,145.60	\$492,705.36	\$449,425.49	\$401,980.89	\$381,651.04
Medical Costs	\$2,433,677.07	\$3,561,338.74	\$2,728,474.90	\$3,790,668.45	\$4,584,153.62	\$2,424,103.15	\$2,924,448.57	\$3,155,573.65	\$3,880,590.99	\$2,807,036.86	\$1,861,856.22	\$1,961,474.39	\$2,327,496.65	\$1,824,413.17
Total Stop Loss Reimb.	\$318,637.19	\$198,820.61	\$153,264.22	\$830,661.63	\$761,212.08	\$152,975.45	\$414,548.68	\$527,497.44	\$92,884.19	\$92,884.19	\$53,728.52	\$94,565.90	\$402,568.17	\$195,081.12
Total Claims minus Stop Loss	\$2,927,743.47	\$4,382,241.13	\$3,467,721.65	\$3,723,488.96	\$4,404,571.55	\$2,917,739.98	\$3,192,149.44	\$3,233,678.75	\$3,848,988.67	\$3,293,298.27	\$2,300,833.06	\$2,316,313.98	\$2,326,909.37	\$2,010,983.09
End of Year Balance	\$1,081,376.12	\$1,567,905.47	\$2,170,924.39	\$1,767,315.91	\$1,859,283.05	\$2,587,708.04	\$1,861,584.09	\$1,458,538.89	\$1,883,552.42	\$2,448,550.87	\$2,597,945.49	\$2,848,470.13	\$2,163,214.87	\$1,503,987.81
(As of 3/30/17)														
6/30/07 \$1,000,000.00 was transferred out of the medical account; 07/01/14 \$200,000.00 was transferred back in; Sept., 2016 \$100,000.00 was transferred back in; Oct., 2016 \$100,000.00 was transferred back in														
Open Access (60/10%) was added to plan 7/1/2006; Adjusted to 80/20 July 2010; ACA Transitional Reinsurance Fee of \$69,005.79 paid in Dec. 2014; ACA Transitional Reinsurance Fee of \$48,888.84 paid Dec. 2015														
Employee (Paid by School)	\$450.00	\$450.00	\$450.00	\$450.00	\$450.00	\$450.00	\$440.00	\$410.00	\$390.00	\$390.00	\$390.00	\$390.00	\$390.00	\$375.00
Spouse	\$500.00	\$500.00	\$500.00	\$420.00	\$420.00	\$420.00	\$410.00	\$380.00	\$350.00	\$320.00	\$320.00	\$320.00	\$320.00	\$300.00
Child	\$185.00	\$185.00	\$185.00	\$185.00	\$185.00	\$185.00	\$175.00	\$175.00	\$175.00	\$175.00	\$175.00	\$175.00	\$175.00	\$175.00
Children (2 or more)	\$300.00	\$300.00	\$300.00	\$255.00	\$255.00	\$255.00	\$245.00	\$215.00	\$215.00	\$215.00	\$215.00	\$215.00	\$215.00	\$200.00
Total Retirees	75	70	59	59	65	73	64	63	59	47	40	40	35	31
Deductible	\$1,500.00	\$1,500.00	\$1,500.00	\$1,000.00	\$1,000.00	\$1,000.00	\$1,000.00	\$750.00	\$500.00	\$500.00	\$500.00	\$500.00	\$500.00	\$500.00
Co-insurance	\$4,850.00	\$4,850.00	\$4,850.00	\$1,500.00	\$1,500.00	\$1,500.00	\$1,500.00	\$1,000.00	\$1,000.00	\$1,000.00	\$1,000.00	\$1,000.00	\$1,000.00	\$1,000.00
Office Co-pay General	\$30.00	\$30.00	\$30.00	\$30.00	\$30.00	\$30.00	\$30.00	\$25.00	\$25.00	\$25.00	\$25.00	\$25.00	\$25.00	\$25.00
Office Co-pay Specialist	\$40.00	\$40.00	\$40.00	\$40.00	\$40.00	\$40.00	\$40.00	\$40.00	\$40.00	\$40.00	\$40.00	\$40.00	\$40.00	\$40.00
Telemedicine Co-pay	\$15.00	\$15.00	\$15.00	\$15.00	\$15.00	\$15.00	\$15.00	\$15.00	\$15.00	\$15.00	\$15.00	\$15.00	\$15.00	\$15.00
Routine Co-pay	\$0.00	\$0.00	\$0.00	\$0.00	\$0.00	\$0.00	\$0.00	\$25.00	\$25.00	\$25.00	\$25.00	\$25.00	\$25.00	\$25.00
Prescriptions - 30 days supply	\$50.00	\$50.00	\$50.00	\$50.00	\$50.00	\$50.00	\$50.00	\$10.00	\$10.00	\$10.00	\$10.00	\$10.00	\$10.00	\$10.00
Annual Deductible per person	\$10.00	\$10.00	\$10.00	\$10.00	\$10.00	\$10.00	\$10.00	\$10.00	\$10.00	\$10.00	\$10.00	\$10.00	\$10.00	\$10.00
Generics	\$30.00	\$30.00	\$30.00	\$30.00	\$30.00	\$30.00	\$30.00	\$30.00	\$30.00	\$30.00	\$30.00	\$30.00	\$30.00	\$30.00
Preferred (+20% of balance)	\$50.00	\$50.00	\$50.00	\$50.00	\$50.00	\$50.00	\$50.00	\$50.00	\$50.00	\$50.00	\$50.00	\$50.00	\$50.00	\$50.00
Non-Preferred (+20% of balance)	\$50.00	\$50.00	\$50.00	\$50.00	\$50.00	\$50.00	\$50.00	\$50.00	\$50.00	\$50.00	\$50.00	\$50.00	\$50.00	\$50.00
Specialty Drugs (up to \$1500 per yr)	10% copay	10% copay	10% copay	10% copay	10% copay	10% copay	10% copay	10% copay	10% copay	10% copay	10% copay	10% copay	10% copay	10% copay
Maintenance Drugs - 90 supply	\$20.00	\$20.00	\$20.00	\$20.00	\$20.00	\$20.00	\$20.00	\$20.00	\$20.00	\$20.00	\$20.00	\$20.00	\$20.00	\$20.00
Generics	\$60.00	\$60.00	\$60.00	\$60.00	\$60.00	\$60.00	\$60.00	\$60.00	\$60.00	\$60.00	\$60.00	\$60.00	\$60.00	\$60.00
Preferred	\$100.00	\$100.00	\$100.00	\$100.00	\$100.00	\$100.00	\$100.00	\$100.00	\$100.00	\$100.00	\$100.00	\$100.00	\$100.00	\$100.00
Non-Preferred	\$10.00	\$10.00	\$10.00	\$10.00	\$10.00	\$10.00	\$10.00	\$10.00	\$10.00	\$10.00	\$10.00	\$10.00	\$10.00	\$10.00

Mail Order - From July 2003 to June 2008

Retail MedTrak 90 Maintenance Drugs - July 2008 to present

**Camdenton R-III
Flex Benefit Account
Central Bank of the Ozarks**

Account # 125062814

Balance 4/01/2017		\$58,794.65
Deposits	\$21,670.51 Premium	
Total Deposits		\$21,670.51
Withdrawals	\$ 1,729.79	
	916.66	
	916.66	
	1,147.20	
	1,758.93	
	49.47	
	958.09	
	1,468.86	
	2,545.50	
	2,529.45	
	643.17 Claims	
Total Withdrawals		\$14,663.78
Balance 4/30/2017		\$65,801.38




Teachers' Association of Camdenton Salary Proposal

March 28, 2017

TAC proposes the district shall:

- Continue Career Ladder for all stages as currently funded (80%).
- Continue competitive salaries and compensation packages for all certified staff
- Continue insurance with current premiums, deductibles, co-pays, and out-of-pocket maximums.
- Move each employee down one step and/or over on the pay scale and give an additional 1.5% increase to the base cell in each column.
- If a payday falls on a weekend or a holiday, paychecks shall be issued on the workday prior.
- If a teacher is called in to speak with an administrator, the teacher is allowed one representative (colleague, department chair, professional organization representative, etc.) to witness the meeting.

IT'S A GREAT DAY TO BE A LAKER!!!!



Salary Schedule Comparisons

Salary Schedule Comparison Without Career Ladder		
	<u>Current</u>	<u>Rank</u>
BS Step 1	36,500	6
BS+8 Step 9	43,351	3
BS+16 Step 14	48,510	3
BS+24 Step 10	45,414	3
MS Step 9	46,866	4
MS+8 Step 14	52,714	3
MS+16 Step 19	59,272	2
MS+24 Step 16	56,863	2
Spec. or MS+40	69,967	2
Doc Step 31	72,380	3

Salary Schedule Comparison With Career Ladder		
	<u>Current</u>	<u>Rank</u>
BS Step 1	36,500	6
BS+8 Step 9	45,751	1
BS+16 Step 14	52,510	1
BS+24 Step 10	47,814	2
MS Step 9	49,266	1
MS+8 Step 14	56,714	1
MS+16 Step 19	63,272	1
MS+24 Step 16	60,863	1
Spec. or MS+40	73,967	1
Doc Step 31	76,380	1

5/2/2017

INSURANCE INFORMATION

April 2017

School/Employee Recommended Insurance Costs

(Same as 2014-2015, 2015-2016 & 2016-2017.)

	District Paid	Employee Cost
Employee	\$450	None
Add Spouse	None	\$500
Add 1 Child	None	\$185
Add 2+ Children	None	\$300
Add Family	None	\$685 or \$800

Proposed Plan Design – Preventive 100%

(Same as 2014-2015, 2015-2016 & 2016-2017.)

Open Access & In-Network	Individual	Family
Deductible	\$1,500	\$4,500
Coinsurance %	20%	20%
Coinsurance Maximum	\$4,850	\$8,200
Maximum Out of Pocket	\$6,350	\$12,700
Current Max Out of Pocket	\$2,500	\$7,000

Out of Network	Individual	Family
Deductible	\$5,000	\$15,000
Coinsurance %	50%	50%
Coinsurance Maximum	\$5,000	\$15,000

Med Trak

Recommended motion: Move to approve the National Preferred Formulary Program, implement the Diabetes Management Program and initiate medication edits.

Recommended motion: Move to accept stoploss renewal #1 from Unimerica.

Recommendations Regarding Certified Staff Salary Schedule

May 2017

To: Board of Education

- Recognize movement down and along the salary schedule.
- Continue condensed salary schedule with a 2% indexed increase.
- Maintain base salary of \$36,500.
- Continue funding regarding the sick leave reimbursement policy.
- Continue medical and life insurance benefits provided by the District as they are currently.
- Table Career Ladder funding until final assessed valuation numbers and state funding numbers are established.
- Move certified payday to the last banking day of the month except for 12-month certified employees.

Regulation

Descriptor Code: GCBA-R1

PROFESSIONAL STAFF COMPENSATION

PRINT

I. Certificated Teachers

The salary scale for teachers is adopted on a year-to-year basis by the Board of Education. A proposed scale is recommended by the salary committee and presented to the Board for consideration.

A. A teacher salary schedule is approved annually and shall supersede the previous salary schedule. The schedule is for 185 days service. Employment for longer periods will be figured as follows:

1. 1/185th of where the teacher has been placed on the current teacher salary schedule for the regular 185 days teacher contract for each extended day worked.
- B. A teacher may advance from his/her own classification group to a higher group upon completion of the necessary professional training for classification within the higher group. Graduate and workshop hours beginning with the 1994 summer session and thereafter, may be used for salary schedule advancement up to the master's + 16 column without being accepted in a specialist degree program.

To advance beyond the master's degree column, the teacher must hold a master's degree or satisfy all qualifications under Section II of this policy for advancement to the master's degree column.

To advance beyond the master's degree + 16 column, the teacher must be formally accepted in a second masters, specialist or doctorate degree program.

To advance to master's degree + 24 graduate hours column, the teacher must be enrolled in a second masters, specialist or doctoral program approved by the superintendent.

To advance to the specialist column, the teacher must have completed an approved specialist degree or be enrolled in an approved doctoral program and earned 40 hours toward the doctorate degree.

This policy shall be administered as follows:

1. Written notice of eligibility for reclassification to a higher salary classification group shall be submitted by the teacher to the assistant superintendent.
2. College transcript of credits to substantiate work completed when the requirements for the reclassification are accomplished shall be submitted to the assistant superintendent.
3. All graduate hours up to a MS + 16 must be in the teacher's

assigned area of responsibility unless otherwise approved by the assistant superintendent. Upon written request to the assistant superintendent, this decision can be appealed to the Professional Development Committee and superintendent of schools. Graduate hours shall be granted by an accredited college or university.

4. Workshop hours must be in the teacher's assigned area of responsibility and approved by the assistant superintendent. Upon written request to the assistant superintendent, this decision can be appealed to the Professional Development Committee and the superintendent of schools. Workshop hours cannot exceed five hours between the BS and MS column of the salary schedule and five hours above the master's degree. Workshop hours not applied to advancement on the salary schedule between the BS and MS can be applied above the master's up to MS + 16 without being in a specialist's degree program.

5. Local in-service courses for teachers and other professional employees shall be established under the supervision of the Professional Development Committee and the assistant superintendent. One hour of credit for advancement on the salary schedule may be granted for each 15 hours of participation in locally provided in-service courses which have been approved by the Professional Development Committee and the assistant superintendent.

6. In compliance with #4 above, one hour of salary schedule workshop credit may be granted for each three continuing education units (CEU). One CEU shall be granted for each 15 contact clock hours a workshop is in session. CEU credit shall be recommended by the building administrator and approved by the assistant superintendent prior to attendance at the workshop. Upon written request to the assistant superintendent, this decision can be appealed to the Professional Development Committee and superintendent of schools. Only professional workshops conducted by a recognized professional organization in the teacher's assigned area of responsibility will be approved. The teacher will provide documentation from the professional organization of contact hours of attendance at the workshop to the assistant superintendent. Salary schedule workshop hours of credit shall be granted as follows:

- ▶ 15 contact clock hours of credit equal one CEU
- ▶ 3 CEU's equal one salary schedule workshop hour

7. Industry-sponsored training for career and technical education teachers shall be approved by the career and technical education director. One hour of credit for advancement on the salary schedule may be granted for each 15 hours of industry-sponsored training. The instructor will provide documentation from the professional organization of contact hours of attendance to the career and technical education director.

and approved by the appropriate program administrator.

8. Teachers and other professional staff members may not earn credit for advancement on the district's salary schedule if district money is expended for the graduate credit or in-service training.

C. Any teacher beginning or completing work on a master's degree, must have an approved master's degree program from an accredited college. No certificated employee will be paid for the master's degree unless a minimum of 15 hours of the total graduate program are in the employee's assigned area in the Camdenton R-III Schools unless approved by the assistant superintendent.

D. The Board of Education may recognize certification and teaching in high need areas on the salary schedule when it deems it necessary to secure or retain qualified personnel in any area where there is a shortage of qualified staff.

E. The schedule will be subject to revision as the Board of Education deems it necessary to continue hiring and retaining the best teachers.

F. A teacher accepting employment agrees to accept the assignment of the superintendent within his/her area of certification as approved by the Board of Education. Credit for years of prior service in other schools will be set by the Board of Education and evaluated by the assistant superintendent. No one can advance more than one step vertically per year. The salary a teacher will receive will be determined at the time the teacher contracts with the district, or by September 1 for all teachers.

G. The standards and regulations established by the State Department of Education and/or the North Central Association of Colleges and Schools shall govern the evaluation of college degrees and credits.

H. Ticket takers, supervisors, and other designated activity personnel shall be paid an hourly rate approved by the Board with the annual salary schedule.

I. After contracts have been signed, resignations of teachers will be accepted only when a suitable replacement can be found in accordance with Board policy GCPB.

J. Stipends shall be provided to certificated and non-certificated staff members as recommended by their supervising administrator for assignment of duties beyond the requirements of the regular teaching contract or in-service education activities. The daily amount shall not exceed 1/185th of the individual's contracted salary based on the district's salary schedule.

K. Stipends must be approved by the superintendent. The factors considered in determining the amount of stipends shall include such items as: the training, experience and ability of the staff members; the time requested for the assigned duty; and the number of students participating in the activity.

L. Consultant services for persons outside the district shall be reasonable

II. Career and Technical Education Teachers

Policy on Salaries for Non-Teaching Degreed Career and Technical Education Teachers Salary Schedule Placement and Advancement as to Step and Column

A. BS Qualifications

Non-teaching degreed career and technical education teachers must have three or more years of work experience beyond the learner level in their area of specialization. The teacher must be eligible for a State Department of Education Teaching Certificate for his or her area of specialization. Non-teaching degreed career and technical education teachers will be placed on the salary schedule step as follows:

Industrial Experience	Step
3-4 years	1
4-6 years	2
6-8 years	3
8-10 years	4
10-12 years	5
12-14 years	6
14 years or more	7

Career and technical education teachers who have prior teaching experience in other districts may be eligible for additional steps on the

salary schedule. The placement for career and technical education teachers with prior teaching experience is as follows:

Teaching Experience	Step
1-3 years	Industrial Experience steps plus 1
4-5 years	Industrial Experience steps plus 2
6-9 years	Industrial Experience steps plus 3
10 years or more	11

prescribed by the State Department of Education and have qualified for a 99-year certificate. The non-teaching degreed career and technical education teacher must also obtain and maintain appropriate industry certification as approved by the career and technical education director.

D. Non-teaching degreed career and technical education teachers may advance beyond the master's degree column up to MS + 16. Teachers must maintain appropriate industry certification in order to continue advancement.

Any combination of the below mentioned may be used for advancement above the master's degree and must be approved by the career and technical education director. Credit may be earned through the following methods which are consistent with the provisions previously covered in this policy:

- ▶ College courses
 - ▶ Industry-sponsored training
 - ▶ Local in-service courses
 - ▶ Workshops
- * * * * *

Note: The reader is encouraged to check the index located at the beginning of this section for other pertinent policies and to review administrative procedures and/or forms for related information.

Camdenton R-III Date Adopted: 4/26/2016
 Portions 2001 (08/01), Missouri School Boards' Association, Registered in U.S. Copyright Office.
 For Office Use Only: [GCBA-R1.CAM] Original Date Issued: 8/8/1994

B. **BS + 8/BS + 16/BS + 24 Qualifications**
 Non-teaching degreed career and technical education teachers must have earned eight semester hours of approved credit and must be certified in their area of assignment to advance from BS + 8 (as well as from BS + 8 to BS + 16 and from BS + 16 to BS + 24). At least five of the hours must be in courses approved for career and technical education certification. The remaining hours may be any combination of appropriate:

- ▶ Local in-service courses
 - ▶ Industry-sponsored training
- Workshop hours

C. **MS Qualifications**

Non-teaching degreed career and technical education teachers must have earned the equivalent of 32 semester hours of credit including the courses

Policy Reference Disclaimer: These references are not intended to be part of the policy itself, nor do they indicate the basis or authority for the board to enact this policy. Instead, they are provided as additional resources for those interested in the subject matter of the policy.

State Reference	Description
\$168.110, RSMo	State Statute
\$168.126, RSMo	State Statute

Salary Schedule Proposal 2017

2%

	BS	BS8	BS16	BS24	MASTER	MS8	MS16	MS24	SPEC	DOCT.
Step 1	36500	37000	37500	38000	40000	40750	41500	42250	43500	45000
Step 2	37230	37740	38250	38760	40800	41565	42330	43095	44370	45900
Step 3	37975	38495	39015	39535	41616	42396	43177	43957	45257	46818
Step 4	38734	39265	39795	40326	42448	43244	44040	44836	46163	47754
Step 5	39509	40050	40591	41132	43297	44109	44921	45733	47086	48709
Step 6	40299	40851	41403	41955	44163	44991	45819	46647	48028	49684
Step 7	41105	41668	42231	42794	45046	45891	46736	47580	48988	50677
Step 8	41927	42501	43076	43650	45947	46809	47670	48532	49968	51691
Step 9	42766	43351	43937	44523	46866	47745	48624	49503	50967	52725
Step 10	43621	44218	44816	45414	47804	48700	49596	50493	51987	53779
Step 11	44493	45103	45712	46322	48760	49674	50588	51503	53026	54855
Step 12	45383	46005	46627	47248	49735	50668	51600	52533	54087	55952
Step 13	46290	46925	47559	48193	50730	51681	52632	53583	55169	57071
Step 14	47217	47863	48510	49157	51744	52714	53685	54655	56272	58212
Step 15	48161	48821	49480	50140	52779	53769	54758	55748	57397	59377
Step 16		49797	50470	51143	53835	54844	55854	56863	58545	60564
Step 17		50793	51479	52166	54911	55941	56971	58000	59716	61775
Step 18			52509	53209	56010	57060	58110	59160	60911	63011
Step 19			53559	54273	57130	58201	59272	60343	62129	64271
Step 20			55359	56073	58272	59365	60458	61550	63371	65557
Step 21			56466	57180	59438	60552	61667	62781	64639	66868
Step 22			57595		60627	61763	62900	64037	65931	68205
Step 23					61839	62999	64158	65318	67250	69569
Step 24					63076	64259	65441	66624	68595	70960
Step 25					64337	65544	66750	67956	69967	72380

Recommendations Regarding Classified Staff Salaries & Benefit Package

May 2017

To: Board of Education

- 2.0% increase on the regular hourly wage.
- Continue funding regarding the sick leave reimbursement policy.
- Continue medical and life insurance benefits provided by the District as they are currently.
- Expand longevity pay of \$1.25 per day for every five-year increment. Currently this stops after 25 years of service.

DRAFT

2016-2017

BASIC TERMS OF EMPLOYMENT

1. These basic terms of employment for Classified Employees are in addition to Camdenon R-III Board Rules and Regulations. Specific Board Rules and Regulations concerning employment may be found in the Classified Employee handbook.
2. All employees are required to complete withholding, retirement, and background check forms. All personnel records will be maintained in the office of the Superintendent. Total annual salary will be divided into twelve (12) equal installments. Building assignments will be determined by the evaluating supervisor. A work calendar will be provided on or before June 30 each year for the following fiscal year.
3. Those entering the Camdenon R-III District within the year must have completed six months of full-time service prior to July 1st to receive a salary increase.
4. Outside experience may be credited on the plan up to a maximum of six years. The number of years allowed will be determined by the nature of previous experience of the applicant and the extent to which it provides training for work in the Camdenon R-III District. Placement on the compensation plan is subject to the review of the Superintendent.
5. The compensation plan is reviewed annually and modifications may be made, dependent upon available funds. The plan provides for the salary range for the current fiscal year only. Salary Advancement beyond the entry level will be based on cost of living increase as approved by the Board of Education.
6. Twenty cents (\$.20) per hour will be added for classified employees who have completed five consecutive years of employment with the District. An additional twenty cents (\$.20) per hour is added for classified employees who have completed ten consecutive years of employment with the District. An additional twenty cents (\$.20) per hour will be added for classified employees who have completed fifteen consecutive years of employment with the District. An additional twenty cents (\$.20) per hour will be added for classified employees who have completed twenty consecutive years of employment with the District. An additional twenty cents (\$.20) per hour will be added for classified employees who have completed twenty-five consecutive years of employment with the District.
(Bus Drivers are not paid hourly and will receive a different but equal amount. See transportation page.)

LAUNCH

Why Virtual Learning?

Modern learners are digital learners.



- 5.8 million college students are currently enrolled in an online course.*
- Employees entering the workforce today will be expected to learn 5-10 hours online each week.**
- 73% of K-12 schools nationwide have implemented online course options for students.***

Online courses provide flexibility, choice and options to students.

*Source: Babson Research Group, 2019
 **Source: Harvard Business Review, March 2016
 ***Source: Learning Analytics in Digital Learning, E-empower Research Group, 2018

Why Now?

Current political landscape encourages school choice




- 35 states and D.C. permit full-time virtual charters
- 2/3 of online charter schools had weaker academic growth than traditional public schools.*

73% of students enrolled in full-time virtual charters utilize courses created by private, for-profit companies.*

*Source: "Fighting Over Charters On Their Turf", School Administrator, December 2018

Launch Course Availability



- Currently 48 courses available
- 70 high school options available by January 2018
- Expanded AP offerings released July 2018
- Middle school offerings released January 2019
- Refer to Launch course catalogue for complete list of available courses

Meeting Student Needs

Online course options provide:

- Alternatives for scheduling conflicts
- Access to hard to find courses and teachers
- Electives and accelerated options
- Flexibility for homebound and students at-risk
- Options for students who are medically fragile
- Credit recovery programs
- Solutions for over-crowded classes
- Access for homeschool and private school students



The Launch Difference



- Developed using Missouri Learning Standards
- Launch only hires Missouri highly-qualified educators
- Statewide collaborative approach designed to meet the needs of Missouri students
- Launch is driven by purpose motive, not profit motive

Launch Course Development Process



- Launch undergoes a rigorous 9-step development process
- Courses built using Missouri Learning Standards
- Courses designed using educators, curriculum experts and digital learning developers
- Annual formal review and update process on all courses

The Launch Solution

Launch is Missouri's solution for course access issues for school districts and families in need of flexible and personalized learning options.

Launch is your solution to quality online learning options designed, developed and delivered by Missouri educators.

Launch Course Options

Traditional Virtual NCAA and NISBA approved Start and stop with traditional calendar exam Require proctored, face-to-face final Course progress monitored using Dropout Detective	Credit Recovery NCAA and NISBA approved Flexible Start Dates Priority standards assessed at 80% mastery Course progress monitored using Dropout Detective	Credit Acquisition Full course content Flexible Start Dates Student earns pass or fail grade Course progress monitored using Dropout Detective
--	--	---

Platform of Personalization

Launch courses are designed with a focus on personalization.

- Canvas Mastery Paths allows for personalized approach to content design
- Adaptive paths allow teachers to individualize student need
- Students can demonstrate content mastery or gain additional support for skills needing



canvas

NECNE/NEC

High-Quality Educators



- Full-time and adjunct educator positions available
- All educators are Missouri certified
- All educators meet DESE highly-qualified status
- Educators receive training and support on delivering quality online instruction and feedback

NECNE/NEC

A Collaborative Approach

Launch seeks to engage partners and stakeholders from across the state of Missouri to ensure all students have access to high-quality virtual courses.



- Launch has three levels of engagement for partner districts:
- Advisory Board
 - Advisory Council
 - Launch Summit

Launch's collaborative approach ensures systematic quality assurance processes.

NECNE/NEC

Affordable Solution



- Simple pricing structure for school districts and families
- All courses are eligible for Average Daily Attendance reimbursement
- No hosting or support fees
- Projected \$300 per .5 credit cost

NECNE/NEC

The Launch Solution



- Solution for course access barriers
- Preparation for digital learning beyond high school
- Establish a competition-ready, high-quality product

Launch is your solution to quality online learning options designed, developed and delivered by Missouri educators.

NECNE/NEC

What's Included in a Launch Course?

Quality Content

Courses designed with Missouri Learning Standards

Annually reviewed content ensures updated resources

Personal approach to courses using Canvas Mastery Paths

Personal Support

Content hosted by Launch

Highly-qualified Missouri educators

7 day a week, technical support

Turn-Key Access

No district hosting required

Devices provided when necessary

Simple file structure

NECNE/NEC

Launch Proposal

- 2017-2018 proof of concept with a regional collaborative approach
- Target enrollment of 1,000 regional seats over three semesters
 - (200 fall, 400 spring, 400 summer)
- One-time district membership fee:
 - 1-999 students \$1,000
 - 1000-2999 students \$2,000
 - 3000-4999 students \$3,000
 - 5000-9,999 \$4,000
 - 10,000-19,999 \$5,000
 - 20,000 and up \$10,000

NECNE/NEC

Launch Proposal Timeline

- **April 19:** GO CSD Membership Proposal
- **May 18:** Return MOU to Kathy Looeten, Secretary of the Board of Education for SPS, with district intent to partner
- **May 23:** SPS Board of Education vote for Launch approval
- **Fall 2017:** 200 seats available in 48 courses
- **Spring 2019:** 400 seats available in 70 courses
- **Summer 2019:** 400 seats available with 70 courses and expanded foreign language AP offerings

NECNE/NEC

LAUNCH

LAUNCH

Virtual Course Access for Missouri Students, Designed, Developed and Delivered by Missouri Educators



Launch | 4



Why Virtual?

Modern learners are digital learners. Whatever path a student chooses following post secondary education, the ability to learn online will be critical to success.

Currently, many Missouri school districts and parents lack access to high-quality, virtual programming developed using Missouri Learning Standards, taught by Missouri educators. School districts and parents also lack access to courses needed by students but are unavailable at the local level. Frequently, private, for-profit corporations providing virtual courses lack equity support for students and districts and are not designed using Missouri Learning Standards. Online course options can meet specific school challenges and student need, including providing:

- » Alternatives for scheduling conflicts
- » Access to hard to find courses and teachers
- » Electives and accelerated options
- » Flexibility for homebound and at-risk students
- » Options for students who are medically fragile
- » Credit recovery programs
- » Solutions for over-crowded classes

5.8 million college students are currently enrolled in an online class.

73% K-12 schools nationwide have implemented online course options for students.**

* Source: Bureau of Labor Statistics, Bureau of Economic Analysis, 2016
** Source: "Survey of Public and K-12 Schools Using" by Education Executive Search, 2016

Launch | 7



Course Options

Launch currently has 40 courses available for Missouri students designed, developed, and delivered by Missouri educators. By January 2018, a full high school diploma will be available. By July 2018, 60 courses will be available including more Advanced Placement courses, higher-level math and foreign language. Launch courses are available in three delivery modes including traditional virtual, credit acquisition and credit recovery (when applicable) depending on the needs of the student. All Launch courses are taught by Missouri teachers who meet DESE "Highly Qualified" status. Courses will follow DESE class size standards of students per instructor. Middle School courses will begin to be released in July 2018, including core and elective courses.

For a full list of course options, see Appendix A.

Traditional Virtual
NCAA and MSHSAA approved. Start and stop with traditional calendar. Require proctored, face-to-face final exam. Course progress monitored using Dropout Detective.

Credit Recovery
MSHSAA approved. Flexible start dates. Priority standards assessed at 80% mastery. Course progress monitored using Dropout Detective.

Credit Acquisition
Full course content. Flexible start dates. Student earns pass or fail grade. Course progress monitored using Dropout Detective.

Executive Summary

The need to provide students with flexible, personalized learning options is nothing new for parents and districts seeking educational choices. With more choices available than ever before, making the right decision has never been more critical.

How can you ensure you are making the right choice for virtual education options for your students?

Choosing Launch provides all students, whether public school, home school, or private/procharter access to high-demand and high-quality virtual courses designed, developed and delivered by Missouri educators. Launch courses are built using Missouri Learning Standards and are designed with engaging digital content including personalized learning paths. Launch can provide a full high school diploma option for students and courses are NCAA approved.

Launch is Missouri's solution for course access issues for school districts and families in need of flexible and personalized learning options.

Launch courses meet both individual student needs and the needs of districts seeking to provide virtual course options for their students. By providing high-quality, high-demand courses to Missouri students, Launch can solve statewide course access issues. Developed by Missouri educators, using Missouri Learning Standards, and delivered by Missouri teachers, Launch courses provide support for all students, including those seeking advanced courses or students in need of Special Education accommodations.

This statewide, collaborative approach provides high-quality virtual course access for Missouri students, designed, developed and delivered by Missouri educators.

Ready. Set. Launch.

The Launch Team

Launch | 5



Why Now?

The Virtual Charter Reality
42 states and the District of Columbia allow charter schools; 95 states and D.C. permit full-time virtual charters as well. As the Missouri political landscape shifts to a focus on choice, newly proposed legislation suggests Missouri will soon be added to the list of states allowing public school funding to shift to for-profit vendors who use state tax dollars to fund high marketing budgets and CEO salaries.

Average Graduation Rate*
40% Virtual Charter
82% Public Schools

2/3 of online charter schools had weaker overall academic growth than traditional public schools.**

74.4% of students enrolled in full-time virtual charters utilize courses created by private, for-profit companies.†

* Source: Thomas Center for Educational Policy, "The State of Virtual Schools" December 2016

Launch | 8



Easy Solutions

Launch courses are provided at a per-credit cost to parents or districts seeking course access solutions. Because Launch courses are tuition based, districts collect standard ADA when taken as part of a student's schedule. For fee structures, see Appendix B. For district reimbursement structure, see Appendix C.

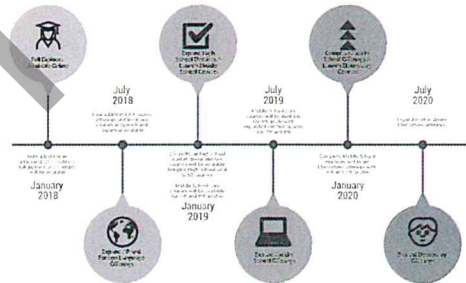
What's included with a Launch course?

<p>Quality Content</p> <p>Courses designed with Missouri Learning Standards. Annually reviewed content ensures updated resources.</p> <p>High-quality digital resources embedded in all courses.</p> <p>Personal approach to courses using Canvas Mastery Paths.</p>	<p>Personal Support</p> <p>Content hosted by Launch.</p> <p>Highly-qualified teacher.</p> <p>7 Days a Week Support.</p> <p>Student progress monitoring using Dropout Detective.</p>	<p>Turn-Key Access</p> <p>No District Hosting Required.</p> <p>Simple fee structure.</p> <p>Support included.</p> <p>Choose course access that meets your needs.</p>
---	--	---

Table of Contents

Why Virtual?	4	Launch Course Options	7	Launch Course Development	9
Why Now?	5	Easy Solutions	8	Canvas Mastery Paths	9
The Launch Solution	6	What's Included	8	Launch Collaborative Approach	10
				Conclusion	11
				Appendix A: Course Catalog	
				Appendix B: Staffing and Fee Structures	
				Appendix C: ADA and Core Data Reporting	

Launch | 6



The Launch Solution

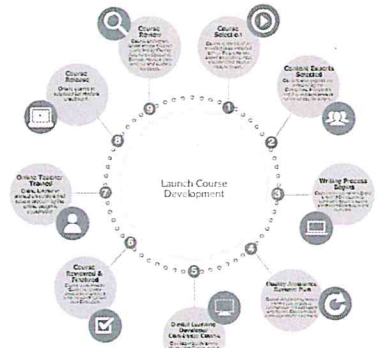
Launch is Missouri's solution for course access issues for school districts and families in need of flexible and personalized learning options. This statewide, collaborative approach provides high-quality virtual course access for Missouri students, designed, developed and delivered by Missouri educators.

Launch currently has 40 courses developed. 70 courses will be available through Launch with a full high school diploma beginning January 2018. Middle School offerings will be released beginning in January 2019.

Launch | 9

Launch Course Development

Online courses developed through Launch undergo a rigorous development process that starts with Missouri teachers designing courses using Missouri Learning Standards, utilizing curriculum experts and Digital Learning Developers. A formal review process is also built into all course development. The annual review process ensures courses maintain relevance, contain the latest resources, and meet accessibility compliance.



Canvas Mastery Paths

Launch utilizes Canvas Learning Management System for content delivery. Thanks to Canvas' unique Mastery Paths platform, instruction can be personalized to meet individual student need. Accelerating through content due to prior knowledge? No problem. Need more assistance or remediation to grasp a concept? You bet. This unique feature allows Missouri's teachers to assist students with individual learning needs instantly through adaptive, personalized design.



Launch Collaborative Approach

Launch seeks to engage partners and stakeholders from across the state of Missouri to ensure all students have access to high-quality virtual courses, designed, developed, and delivered by Missouri educators. Three levels of engagement are designed, including an Advisory Board, an Advisory Council and systematic quality assurance processes.

The Annual Launch Summit engages district leaders and legislators from across the state in collaborative planning on the future of virtual education in Missouri.

Advisory Board

Members including legislative advocates, association members, home and private school representatives and superintendents. Review enrollment trends, course offerings, online policy updates, approve Launch Advisory Council recommendations, including upcoming courses, policies, practices and procedures.

Advisory Council

Members including Missouri district-level technology directors, Missouri Learning Distributors, Quality Assurance Specialists, parents, students, and teachers. Review enrollment trends, course offerings, recommend courses for Launch development, review recommendations, practices and procedures.

Conclusion

The world is changing at a rate that makes the future impossible to predict. Flexible education options for students have never been more important or more readily available. Access to high-quality courses, that provide quality instruction, in a flexible delivery system is critical to meet the needs of today's modern learners.

Launch is Missouri's solution for course access issues for school districts and families in need of flexible and personalized learning options. This statewide, collaborative approach provides high-quality virtual course access for Missouri students, designed, developed and delivered by Missouri educators.

About the Authors

Dr. John Jungmann

Superintendent, Springfield Public Schools. Dr. John Jungmann is superintendent of Missouri's largest school district, which serves 25,000 students and employs approximately 4,000 professionals. Focusing ten every summer, every day, Dr. Jungmann leads SPS in efforts to improve all students and prepare for tomorrow by providing engaging, relevant and personalized educational experiences. In October 2021, Dr. Jungmann was named Missouri Superintendent of the Year and was also invited to represent SPS in the Digital Promise League of Innovative Schools.

Dr. Ben Hackenwerth

Executive Director Innovation and Information. Dr. Ben Hackenwerth is Executive Director of Innovation and Information for Springfield Public Schools, Springfield, MO. His team works to design and advocate for innovative processes, products, resources and experiences for diverse engaged, relevant and personalized learning for the 5th community. Dr. Hackenwerth believes that our rapidly changing world requires a radically changing educational experience and is passionate about providing a path for Springfield Public Schools students.

Dr. Nichole Lemmon

Director, Blended Learning. Dr. Nichole Lemmon is the Director of Blended Learning at Springfield Public Schools, Springfield, MO. The Blended Learning Department supports teachers in the learning of instruction through the iCATE initiative, developing online courses to meet flexible learning needs and maintains the district's Learning Management System, Canvas. Dr. Lemmon is passionate about narrowing the digital divide and providing high-quality online learning opportunities to all students.

Mr. Bruce Douglas

Director, Information Technology. Mr. Bruce Douglas is the Director of Information Technology for Springfield Public Schools, Springfield, MO. Mr. Douglas leads a team of 40, supporting all students and staff at SPS in using modern learning tools. He is focused on providing exemplary customer service and creating solutions to barriers.



For more information on Launch courses, solutions, contact us!
Dr. Nichole Lemmon | nlm@springfield.org

(DRAFT) MARCH 25, 2021

Virtual course access for Missouri Students, designed, developed and delivered by Missouri Educators.

Launch | Appendix A

LAUNCH

HIGH SCHOOL COURSES

Availability: January 2018 release, July 2018 release, January 2019 release

COURSE	CREDIT	COURSE	CREDIT	COURSE	CREDIT
ENGLISH LANGUAGE ARTS		SCIENCE		ADVANCED PLACEMENT	
English I	1.0	US History	1.0	AP Computer Science	1.0
English II	1.0	US History II	1.0	AP English and Composition	1.0
English III	1.0	World History	1.0	AP English	1.0
English IV	1.0	World History II	1.0	AP Calculus AB	1.0
English V	1.0	World Geography	0.5	AP Calculus BC	1.0
English VI	1.0	World Geography II	0.5	AP Statistics	1.0
English VII	1.0	World Geography III	0.5	AP Physics 1	1.0
English VIII	1.0	World Geography IV	0.5	AP Physics 2	1.0
English IX	1.0	World Geography V	0.5	AP Computer Science A	1.0
English X	1.0	World Geography VI	0.5	AP Computer Science B	1.0
English XI	1.0	World Geography VII	0.5	AP Computer Science C	1.0
English XII	1.0	World Geography VIII	0.5	AP Computer Science D	1.0
English XIII	1.0	World Geography IX	0.5	AP Computer Science E	1.0
English XIV	1.0	World Geography X	0.5	AP Computer Science F	1.0
English XV	1.0	World Geography XI	0.5	AP Computer Science G	1.0
English XVI	1.0	World Geography XII	0.5	AP Computer Science H	1.0
English XVII	1.0	World Geography XIII	0.5	AP Computer Science I	1.0
English XVIII	1.0	World Geography XIV	0.5	AP Computer Science J	1.0
English XIX	1.0	World Geography XV	0.5	AP Computer Science K	1.0
English XX	1.0	World Geography XVI	0.5	AP Computer Science L	1.0
English XXI	1.0	World Geography XVII	0.5	AP Computer Science M	1.0
English XXII	1.0	World Geography XVIII	0.5	AP Computer Science N	1.0
English XXIII	1.0	World Geography XIX	0.5	AP Computer Science O	1.0
English XXIV	1.0	World Geography XX	0.5	AP Computer Science P	1.0
English XXV	1.0	World Geography XXI	0.5	AP Computer Science Q	1.0
English XXVI	1.0	World Geography XXII	0.5	AP Computer Science R	1.0
English XXVII	1.0	World Geography XXIII	0.5	AP Computer Science S	1.0
English XXVIII	1.0	World Geography XXIV	0.5	AP Computer Science T	1.0
English XXIX	1.0	World Geography XXV	0.5	AP Computer Science U	1.0
English XXX	1.0	World Geography XXVI	0.5	AP Computer Science V	1.0
English XXXI	1.0	World Geography XXVII	0.5	AP Computer Science W	1.0
English XXXII	1.0	World Geography XXVIII	0.5	AP Computer Science X	1.0
English XXXIII	1.0	World Geography XXIX	0.5	AP Computer Science Y	1.0
English XXXIV	1.0	World Geography XXX	0.5	AP Computer Science Z	1.0
English XXXV	1.0	World Geography XXXI	0.5	AP Computer Science AA	1.0
English XXXVI	1.0	World Geography XXXII	0.5	AP Computer Science AB	1.0
English XXXVII	1.0	World Geography XXXIII	0.5	AP Computer Science AC	1.0
English XXXVIII	1.0	World Geography XXXIV	0.5	AP Computer Science AD	1.0
English XXXIX	1.0	World Geography XXXV	0.5	AP Computer Science AE	1.0
English XL	1.0	World Geography XXXVI	0.5	AP Computer Science AF	1.0
English XLI	1.0	World Geography XXXVII	0.5	AP Computer Science AG	1.0
English XLII	1.0	World Geography XXXVIII	0.5	AP Computer Science AH	1.0
English XLIII	1.0	World Geography XXXIX	0.5	AP Computer Science AI	1.0
English XLIV	1.0	World Geography XL	0.5	AP Computer Science AJ	1.0
English XLV	1.0	World Geography XLI	0.5	AP Computer Science AK	1.0
English XLVI	1.0	World Geography XLII	0.5	AP Computer Science AL	1.0
English XLVII	1.0	World Geography XLIII	0.5	AP Computer Science AM	1.0
English XLVIII	1.0	World Geography XLIV	0.5	AP Computer Science AN	1.0
English XLIX	1.0	World Geography XLV	0.5	AP Computer Science AO	1.0
English L	1.0	World Geography XLVI	0.5	AP Computer Science AP	1.0
English LI	1.0	World Geography XLVII	0.5	AP Computer Science AQ	1.0
English LII	1.0	World Geography XLVIII	0.5	AP Computer Science AR	1.0
English LIII	1.0	World Geography XLIX	0.5	AP Computer Science AS	1.0
English LIV	1.0	World Geography L	0.5	AP Computer Science AT	1.0
English LV	1.0	World Geography LI	0.5	AP Computer Science AU	1.0
English LVI	1.0	World Geography LII	0.5	AP Computer Science AV	1.0
English LVII	1.0	World Geography LIII	0.5	AP Computer Science AW	1.0
English LVIII	1.0	World Geography LIV	0.5	AP Computer Science AX	1.0
English LIX	1.0	World Geography LV	0.5	AP Computer Science AY	1.0
English LX	1.0	World Geography LVI	0.5	AP Computer Science AZ	1.0
English LXI	1.0	World Geography LVII	0.5	AP Computer Science BA	1.0
English LXII	1.0	World Geography LVIII	0.5	AP Computer Science BB	1.0
English LXIII	1.0	World Geography LIX	0.5	AP Computer Science BC	1.0
English LXIV	1.0	World Geography LX	0.5	AP Computer Science BD	1.0
English LXV	1.0	World Geography LXI	0.5	AP Computer Science BE	1.0
English LXVI	1.0	World Geography LXII	0.5	AP Computer Science BF	1.0
English LXVII	1.0	World Geography LXIII	0.5	AP Computer Science BG	1.0
English LXVIII	1.0	World Geography LXIV	0.5	AP Computer Science BH	1.0
English LXIX	1.0	World Geography LXV	0.5	AP Computer Science BI	1.0
English LXX	1.0	World Geography LXVI	0.5	AP Computer Science BJ	1.0
English LXXI	1.0	World Geography LXVII	0.5	AP Computer Science BK	1.0
English LXXII	1.0	World Geography LXVIII	0.5	AP Computer Science BL	1.0
English LXXIII	1.0	World Geography LXIX	0.5	AP Computer Science BM	1.0
English LXXIV	1.0	World Geography LXX	0.5	AP Computer Science BN	1.0
English LXXV	1.0	World Geography LXXI	0.5	AP Computer Science BO	1.0
English LXXVI	1.0	World Geography LXXII	0.5	AP Computer Science BP	1.0
English LXXVII	1.0	World Geography LXXIII	0.5	AP Computer Science BQ	1.0
English LXXVIII	1.0	World Geography LXXIV	0.5	AP Computer Science BR	1.0
English LXXIX	1.0	World Geography LXXV	0.5	AP Computer Science BS	1.0
English LXXX	1.0	World Geography LXXVI	0.5	AP Computer Science BT	1.0
English LXXXI	1.0	World Geography LXXVII	0.5	AP Computer Science BU	1.0
English LXXXII	1.0	World Geography LXXVIII	0.5	AP Computer Science BV	1.0
English LXXXIII	1.0	World Geography LXXIX	0.5	AP Computer Science BW	1.0
English LXXXIV	1.0	World Geography LXXX	0.5	AP Computer Science BX	1.0
English LXXXV	1.0	World Geography LXXXI	0.5	AP Computer Science BY	1.0
English LXXXVI	1.0	World Geography LXXXII	0.5	AP Computer Science BZ	1.0
English LXXXVII	1.0	World Geography LXXXIII	0.5	AP Computer Science CA	1.0
English LXXXVIII	1.0	World Geography LXXXIV	0.5	AP Computer Science CB	1.0
English LXXXIX	1.0	World Geography LXXXV	0.5	AP Computer Science CC	1.0
English LXXXX	1.0	World Geography LXXXVI	0.5	AP Computer Science CD	1.0
English LXXXXI	1.0	World Geography LXXXVII	0.5	AP Computer Science CE	1.0
English LXXXXII	1.0	World Geography LXXXVIII	0.5	AP Computer Science CF	1.0
English LXXXXIII	1.0	World Geography LXXXIX	0.5	AP Computer Science CG	1.0
English LXXXXIV	1.0	World Geography LXXXX	0.5	AP Computer Science CH	1.0
English LXXXXV	1.0	World Geography LXXXXI	0.5	AP Computer Science CI	1.0
English LXXXXVI	1.0	World Geography LXXXXII	0.5	AP Computer Science CJ	1.0
English LXXXXVII	1.0	World Geography LXXXXIII	0.5	AP Computer Science CK	1.0
English LXXXXVIII	1.0	World Geography LXXXXIV	0.5	AP Computer Science CL	1.0
English LXXXXIX	1.0	World Geography LXXXXV	0.5	AP Computer Science CM	1.0
English LXXXXX	1.0	World Geography LXXXXVI	0.5	AP Computer Science CN	1.0
English LXXXXXI	1.0	World Geography LXXXXVII	0.5	AP Computer Science CO	1.0
English LXXXXXII	1.0	World Geography LXXXXVIII	0.5	AP Computer Science CP	1.0
English LXXXXXIII	1.0	World Geography LXXXXIX	0.5	AP Computer Science CQ	1.0
English LXXXXXIV	1.0	World Geography LXXXXX	0.5	AP Computer Science CR	1.0
English LXXXXXV	1.0	World Geography LXXXXXI	0.5	AP Computer Science CS	1.0
English LXXXXXVI	1.0	World Geography LXXXXXII	0.5	AP Computer Science CT	1.0
English LXXXXXVII	1.0	World Geography LXXXXXIII	0.5	AP Computer Science CU	1.0
English LXXXXXVIII	1.0	World Geography LXXXXXIV	0.5	AP Computer Science CV	1.0
English LXXXXXIX	1.0	World Geography LXXXXXV	0.5	AP Computer Science CW	1.0
English LXXXXXX	1.0	World Geography LXXXXXVI	0.5	AP Computer Science CX	1.0
English LXXXXXXI	1.0	World Geography LXXXXXVII	0.5	AP Computer Science CY	1.0
English LXXXXXXII	1.0	World Geography LXXXXXVIII	0.5	AP Computer Science CZ	1.0
English LXXXXXXIII	1.0	World Geography LXXXXXIX	0.5	AP Computer Science DA	1.0
English LXXXXXXIV	1.0	World Geography LXXXXXX	0.5	AP Computer Science DB	1.0
English LXXXXXXV	1.0	World Geography LXXXXXXI	0.5	AP Computer Science DC	1.0
English LXXXXXXVI	1.0	World Geography LXXXXXXII	0.5	AP Computer Science DD	1.0
English LXXXXXXVII	1.0	World Geography LXXXXXXIII	0.5	AP Computer Science DE	1.0
English LXXXXXXVIII	1.0	World Geography LXXXXXXIV	0.5	AP Computer Science DF	1.0
English LXXXXXXIX	1.0	World Geography LXXXXXXV	0.5	AP Computer Science DG	1.0
English LXXXXXXX	1.0	World Geography LXXXXXXVI	0.5	AP Computer Science DH	1.0
English LXXXXXXXI	1.0	World Geography LXXXXXXVII	0.5	AP Computer Science DI	1.0
English LXXXXXXXII	1.0	World Geography LXXXXXXVIII	0.5	AP Computer Science DJ	1.0
English LXXXXXXXIII	1.0	World Geography LXXXXXXIX	0.5	AP Computer Science DK	1.0
English LXXXXXXXIV	1.0	World Geography LXXXXXXX	0.5	AP Computer Science DL	1.0
English LXXXXXXXV	1.0	World Geography LXXXXXXXI	0.5	AP Computer Science DM	1.0
English LXXXXXXXVI	1.0	World Geography LXXXXXXXII	0.5	AP Computer Science DN	1.0
English LXXXXXXXVII	1.0	World Geography LXXXXXXXIII	0.5	AP Computer Science DO	1.0
English LXXXXXXXVIII	1.0	World Geography LXXXXXXXIV	0.5	AP Computer Science DP	1.0
English LXXXXXXXIX	1.0	World Geography LXXXXXXXV	0.5	AP Computer Science DQ	1.0
English LXXXXXXXX	1.0	World Geography LXXXXXXXVI	0.5	AP Computer Science DR	1.0
English LXXXXXXXXI	1.0	World Geography LXXXXXXXVII	0.5	AP Computer Science DS	1.0
English LXXXXXXXII	1.0	World Geography LXXXXXXXVIII	0.5	AP Computer Science DT	1.0
English LXXXXXXXIII	1.0	World Geography LXXXXXXXIX	0.5	AP Computer Science DU	1.0
English LXXXXXXXIV	1.0	World Geography LXXXXXXXX	0.5	AP Computer Science DV	1.0
English LXXXXXXXV	1.0	World Geography LXXXXXXXXI	0.5	AP Computer Science DW	1.0
English LXXXXXXXVI	1.0	World Geography LXXXXXXXII	0.5	AP Computer Science DX	1.0
English LXXXXXXXVII	1.0	World Geography LXXXXXXXIII	0.5	AP Computer Science DY	1.0
English LXXXXXXXVIII	1.0	World Geography LXXXXXXXIV	0.5	AP Computer Science DZ	1.0
English LXXXXXXXIX	1.0	World Geography LXXXXXXXV	0.5	AP Computer Science EA	1.0
English LXXXXXXXX	1.0	World Geography LXXXXXXXVI	0.5	AP Computer Science EB	1.0
English LXXXXXXXXI	1.0	World Geography LXXXXXXXVII	0.5	AP Computer Science EC	1.0
English LXXXXXXXII	1.0	World Geography LXXXXXXXVIII	0.5	AP Computer Science ED	1.0
English LXXXXXXXIII	1.0	World Geography LXXXXXXXIX	0.5	AP Computer Science EE	1.0
English LXXXXXXXIV	1.0	World Geography LXXXXXXXX	0.5	AP Computer Science EF	1.0
English LXXXXXXXV	1.0	World Geography LXXXXXXXXI	0.5	AP Computer Science EG	1.0
English LXXXXXXXVI	1.0	World Geography LXXXXXXXII	0.5	AP Computer Science EH	1.0
English LXXXXXXXVII	1.0	World Geography LXXXXXXXIII	0.5	AP Computer Science EI	1.0
English LXXXXXXXVIII	1.0	World Geography LXXXXXXXIV	0.5	AP Computer Science EJ	1.0
English LXXXXXXXIX	1.0	World Geography LXXXXXXXV	0.5	AP Computer Science EK	1.0
English LXXXXXXXX	1.0	World Geography LXXXXXXXVI	0.5	AP Computer Science EL	1.0
English LXXXXXXXXI	1.0	World Geography LXXXXXXXVII	0.5	AP Computer Science EM	1.0
English LXXXXXXXII	1.0	World Geography LXXXXXXXVIII	0.5	AP Computer Science EN	1.0
English LXXXXXXXIII	1.0	World Geography LXXXXXXXIX	0.5	AP Computer Science EO	1.0
English LXXXXXXXIV	1.0	World Geography LXXXXXXXX	0.5	AP Computer Science EP	1.0
English LXXXXXXXV	1.0	World Geography LXXXXXXXXI	0.5	AP Computer Science EQ	1.0
English LXXXXXXXVI	1.0	World Geography LXXXXXXXII	0.5	AP Computer Science ER	1.0
English LXXXXXXXVII	1.0	World Geography LXXXXXXXIII	0.5	AP Computer Science ES	1.0
English LXXXXXXXVIII	1.0	World Geography LXXXXXXXIV	0.5	AP Computer Science ET	1.0
English LXXXXXXXIX	1.0	World Geography LXXXXXXXV	0.5	AP Computer Science EU	1.0
English LXXXXXXXX	1.0	World Geography LXXXXXXXVI	0.5	AP Computer Science EV	1.0
English LXXXXXXXXI	1.0	World Geography LXXXXXXXVII	0.5	AP Computer Science EW	1.0
English LXXXXXXXII	1.0	World Geography LXXXXXXXVIII	0.5	AP Computer Science EX	1.0
English LXXXXXXXIII	1.0	World Geography LXXXXXXXIX	0.5	AP Computer Science EY	1.0
English LXXXXXXXIV	1.0	World Geography LXXXXXXXX	0.5	AP Computer Science EZ	1.0
English LXXXXXXXV	1.0	World Geography LXXXXXXXXI	0.5	AP Computer Science FA	1.0
English LXXXXXXXVI	1.0	World Geography LXXXXXXXII	0.5	AP Computer Science FB	1.0
English LXXXXXXXVII	1.0	World Geography LXXXXXXXIII	0.5	AP Computer Science FC	1.0
English LXXXXXXXVIII	1.0	World Geography LXXXXXXXIV	0.5	AP Computer Science FD	1.0
English LXXXXXXXIX	1.0	World Geography LXXXXXXXV	0.5	AP Computer Science FE	1.0
English LXXXXXXXX	1.0	World Geography LXXXXXXXVI	0.5	AP Computer Science FF	1.0
English LXXXXXXXXI	1.0	World Geography LXXXXXXXVII	0.5	AP Computer Science FG	1.0
English LXXXXXXXII	1.0	World Geography LXXXXXXXVIII	0.5	AP Computer Science FH	1.0
English LXXXXXXXIII	1.0	World Geography LXXXXXXXIX	0.5	AP Computer Science FI	1.0
English LXXXXXXXIV	1.0	World Geography LXXXXXXXX	0.5	AP Computer Science FJ	1.0
English LXXXXXXXV	1.0	World Geography LXXXXXXXXI	0.5	AP Computer Science FK	1.0
English LXXXXXXXVI	1.0	World Geography LXXXXXXXII	0.5	AP Computer Science FL	1.0
English LXXXXXXXVII	1.0	World Geography LXXXXXXXIII	0.5	AP Computer Science FM	1.0
English LXXXXXXXVIII	1.0	World Geography LXXXXXXXIV	0.5	AP Computer Science FN	1.0
English LXXXXXXXIX	1.0	World Geography LXXXXXXXV	0.5	AP Computer Science FO	1.0
English LXXXXXXXX	1.0	World Geography LXXXXXXXVI	0.5	AP Computer Science FP	1.0
English LXXXXXXXXI	1.0	World Geography LXXXXXXXVII	0.5	AP Computer Science FQ	1.0
English LXXXXXXXII	1.0	World Geography LXXXXXXXVIII	0.5	AP Computer Science FR	1.0
English LXXXXXXXIII	1.0	World Geography LXXXXXXXIX	0.5	AP Computer Science FS	1.0
English LXXXXXXXIV	1.0	World Geography LXXXXXXXX	0.5	AP Computer Science FT	1.0
English LXXXXXXXV	1.0	World Geography LXXXXXXXXI	0.5	AP Computer Science FU	1.0
English LXXXXXXXVI	1.0	World Geography LXXXXXXXII	0.5	AP Computer Science FV	1.0
English LXXXXXXXVII	1.0	World Geography LXXXXXXXIII	0.5	AP Computer Science FW	1.0

Memorandum of Understanding

This Memorandum of Understanding (MOU) establishes a partnership between Camdenton R-III School District and the School District of Springfield, R-12(fiscal agent).

I. MISSION

Launch is a program developed to provide students access to online courses. Online courses provide students access to courses not available in their school district, additional flexibility in scheduling and credit recovery opportunities. This partnership is being created in order to expand these opportunities for students across Missouri with high quality online learning environments developed by Missouri teachers and taught by highly qualified Missouri teachers.

II. PURPOSE AND SCOPE

The purpose of the MOU is to declare Camdenton R-III School District's commitment to the Launch partnership. Partners who approve the MOU are agreeing to provide students the opportunity to enroll in Launch online courses and pay for these courses. Springfield R-12 will serve as the fiscal agent for Launch and will administer the Launch program. Springfield R-12 will construct an advisory council made up of member districts and other stakeholders to provide regular feedback regarding program performance and recommendations regarding future improvements.

III. RESPONSIBILITIES

- Each member will identify a liaison within their school district to work with Springfield R-12 to enroll students, monitor and receive course grades and act as a single point of communication.
- Each member will have access to Launch marketing materials and regular support from the Launch program coordinator.
- Each member will support the program by paying tuition fees based on enrollment and a one-time membership fee based on district total enrollment.
- Each member district will have access to all previously and future designed Launch online courses as long as this or future MOU's remain in effect.
- Each member will be responsible for costs associated with lost materials provided through the Launch program such as, but not limited to, Chromebooks and heart-rate monitors.

IV. TERMS OF UNDERSTANDING

The term of this MOU is for a period of two years (July 1, 2017 - June 30, 2019). The agreement may be extended upon written mutual agreement of both parties. The agreements shall be reviewed annually to ensure it is fulfilling its purpose and make any necessary revisions.

Either organization may terminate this MOU upon thirty (30) days written notice without penalties or liabilities.

Organization: *The School District of Springfield, R-12*

Name: _____
Springfield Public Schools, Board President

Date: _____

Organization: *Camdenton R-III School District*

Name: _____
Chris McElyea, School Board President

Date: _____

Goals for the Camdenton R-III Board of Education

Approved 6/13/16

- I. The Board will annually review parameters for a strategic scorecard.**
- II. To improve out-bound communication and two-way communication the board will:**
 - A. Develop and distribute a semi-annual Board Newsletter**
 - B. Board member attendance in a minimum of two (2) events in each school, per year.**
- III. The Board is supportive of a technology rich learning environment for students and staff. The Board will support this environment by budgeting 12-15% of the capital projects budget for technological improvements in the District.**
- IV. The Camdenton R-III Board of Education will annually review the following progress indicators in order to make an informed decision regarding staff compensation. Items to review include:**
 - A. Maintaining at least a 25 percent fund balance in the General and Special Revenue Funds**
 - B. Obtain and maintain a ranking within the top two districts in the Ozark Conference in relation to compensation**
 - C. Become one of the top ten percent of the districts in the State of Missouri in relation to salary**
- V. Board action will be directly aligned with District goals and Board goals will be reviewed annually.**
- VI. The Board will perform annual self-evaluations and also will survey the staff regarding the performance of the Board at the end of January.**

Strategic Plan Dashboard

SCORING CRITERIA																
	Key Indicators	Target			Stretch			Goal			Moderate			Risk		
		10	9	8	8	9	10	7	6	5	4	3	2	1	Raw Score	Baseline
COLLEGE & CAREER	1	4	6	8	8	10	20	30	40	50	60	70	22.78	28.8		
	2	100	95	90	80	80	70	60	50	45	40	35	59.53	47.96		
	3	100	95	90	80	80	70	60	50	45	40	35	55.36	37.81		
	4	100	95	90	80	80	70	60	50	45	40	35	47.66	28.8		
	5	100	95	90	80	80	70	60	50	45	40	35	32.16	13.05		
STAKEHOLDER ENGAGEMENT	6	95	90	85	80	75	70	65	60	55	<55					

		IMPLEMENTATION STATUS		
		Strong Progress/Completion	Progressing	Idle/Regress
COLLEGE & CAREER	7			
	8			
	9			
	10			
	11			
STAKEHOLDER ENGAGEMENT	12			

Key Indicators	Measures	SCORING CRITERIA										Raw Score	QTR 2 2017	2014 Tstng	2015 Tstng	2016 Tstng			
		Target	Stretch			Goal	Moderate			Risk									
		10	9	8	7	6	5	4	3	2	1								
COLLEGE & CAREER-READY	Achievement Gap	1	% Amer. Hispanic, free/reduced % prof (MAP)	74	71	68	65	62	59	56	53	50	<50 (45.8)	1	48.5	51.45	48.5	45.9	
	High Student Achievement	2	MAP % proficient CA	80	75	73	70	67	64 (64.3)	61	58	55	<55	5	60.02	57.1	60.02	64.3	
		3	MAP % proficient MA	80	75	73	70	67	64	61	58	55	<55 (48.1)	1	45.5	55.6	45.5	48.1	
		4	MAP % proficient SC	80	75	73	70	67	64	61	58	55	<55 (57)	2	63.1	64.1	63.1	57	
		5	MAP % proficient Soc. St.	80	75	73	70	67	64 (69.6)	61	58	55	<55	6	New Indicator			69.6	
		6	Average GPA	3.3	3.2	3.1	3	2.9	2.8	2.8	2.6	2.5	<2.5	6	2.9				
		7	On Grade Level i-Ready Reading	100	95	90	80	70	60	50 (59.53)	45	40	<40	4	47.96				32.3
	8	On Grade Level i-Ready Math	100	95	90	80	70	60	50 (55.36)	45	40	<40	4	37.81				21.23	
	9	One-Year Growth i-Ready Reading	100	95	90	80	70	60	50	45 (47.98)	40	<40	3	28.80%					
	10	One-Year Growth i-Ready Math	100	95	90	80	70	60	50	45	40	<40 (32.56)	1	13.05%					
	11	APR Top 10%	5	6	8	10	20	30 (22.78)	40	50	60	<60	5	28.8					
	Interesting/ Engaging Instruction	12	% of students saying teachers make learning interesting	95	90 (92)	85	80	75	70	65	60	55	<55	5	70				
		13	Students' perception of relevance	95	90 (93)	85	80	75	70	65	60	55	<55	5	70				
	Preparation for College/Career	14	% on track to graduate	100	98	96	94	92	90	88	86	84	<84	6	92				
		15	% Jr/Sr in dual credit, AP, IB or PLTW	65	60	55	50	45 (48)	40	35	30	25	<25	4	35				
		16	Graduates attending college/voc/military or job placement	96	95	94	93	92	91	90	89	88	<88	8	94				
	Focus on Individual Student Needs	17	% of students w/ individual learning goals	100	95	90	85	80	75	70	65	60	<60	5	75				

Student Satisfaction	18	% students saying needs are met	95	90 (93)	85	80	75	70	65	60	55	<55	8	85				
	19	Attendance rate (%) - 90/90 standard	91	90	89	88	87	86	85	84	83	<83	8	85				
Quality Teachers	20	% students saying teachers are good	95	94	93	92	91	90	89	88	87	<87	8	93				
Employee Satisfaction	21	Employee retention	93	92	91	90	89	88	87	86	85	<85	10	93				
	22	Employee satisfaction	4.6	4.4	4.2	4.0	3.8	3.6	3.4	3.2	3.0	<3.0	7	4				
Teacher Compensation	23	Teacher attendance	96.5	96	95.5	95	94.5 (94.7)	94	93.5	93	92.5	<92.5	7	95%				
	24	Top 10% in State	5	6	8	10 (8.17)	15	20	25	30	35	<35	7					
Extracurricular Involvement	25	% of students participating	95	91	88	85	80	75	70	65	60	<60	3	Duplicated Data				
Respectful Caring Environment	26	Survey of students	99	96	93	90	87	84	81	79	76	<76 (74)	1	76				
Satisfaction with Food	27	Average daily participation rate	83	77	72 (75.49)	68	64	63	62	61	60	<60	8	75.6				
Safe and Orderly Environment	28	% students saying I feel safe	99	96	93	90 (92)	87	84	81	79	76	<76	4	76				
Technology Expenditures	29	% of capital project expenditures	15	14	13	12	11	10	9	8	7	<7	10	New Indicator				
Financial Responsibility and Integrity	30	Patron Insight Survey - Value for tax dollars spent	5.0	4.8	4.6	4.4	4.2	4.0	3.8	3.6	3.4	<3.4	8	4.6				
Parent Satisfaction	31	% saying child's needs are met	95	90	85 (87)	80	75	70	65	60	55	<55	7	80				
Parent Involvement	32	% parents involved in child's education	95 (96)	90	85	80	75	70	65	60	55	<55	5	70				
Trended Budget	33	Trended Budget %	97	98	99 (99.34)	100	101	102	103	104	105	>105	8	97.85				
TOTAL SCORE																		

Updated 5-8-17

Camdenton R-III Schools

Faculty & Staff

Tuesday, May 23, 2017

Wellness Clinic

7:30-10:30, High School Auxiliary Gym

Brunch

High School Commons

10:30 a.m. – Noon

Assembly

RC Worthan Auditorium

Noon – 1:30 p.m.

Bel Cantos

◆ National Anthem

◆ Pledge of Allegiance

.....

TAC Meeting

Welcome

Superintendent Tim Hadfield, Ed.D.

Introduction of Board of Education

Superintendent Tim Hadfield, Ed.D.

Camdenton R-III Education Foundation – Educator Scholarship Information

Selynn Barbour, Education Foundation President

First Year Teacher Recognition

Assistant Superintendent Ryan Neal, Ed.D.

Recognition of Teacher of the Year Candidates and Recipients

Assistant Superintendent Julie Dill, Ed.D.

Recognition of Educator of the Year Candidates and Recipient

Superintendent Tim Hadfield, Ed.D.

Celebrations

Superintendent Tim Hadfield, Ed.D.

Retirement Presentations

Presentation of Retirement Plaques

Board of Education – Chris C. McElyea, President

Classified Employees

Classified Employee Association – Maureen Weber, President

Certified Employees

MSTA/CTA & Teacher Association of Camdenton - David Swantner

CMNEA & Teacher Association of Camdenton – Paul Brother

Closing Remarks

Cheryl Hymes, PDC Chair